



State of Utah

SPENCER J. COX
Governor

DEIDRE HENDERSON
Lieutenant Governor

Department of
Environmental Quality

Kimberly D. Shelley
Executive Director

DIVISION OF AIR QUALITY
Bryce C. Bird
Director

Air Quality Board
Randal S. Martin, *Chair*
John Rasband, *Vice-Chair*
Michelle Bujdoso
Kevin R. Cromar
Kim Frost
Cassady Kristensen
Sonja Norton
Kimberly D. Shelley
Jeff Silvestrini
Bryce C. Bird,
Executive Secretary

DAQ-052-23

**UTAH AIR QUALITY BOARD MEETING
TENTATIVE AGENDA**

**Wednesday, August 2, 2023
195 North 1950 West, Salt Lake City, Utah 84116**

**Board Working Lunch – 11:30 a.m.
Four Corners Conference Rooms – East/West (4th floor)**

Annual Open and Public Meetings Act training and board member orientation.
Rulemaking process informational presentation and moderate ozone SIP discussion.
This in-person only working lunch meeting is open to the public.

**Board Meeting – 1:30 p.m.
Board Room 1015 (1st floor)**

Board members may be participating electronically. Interested persons can participate telephonically by dialing 1-348-508-2670 using access code: 903-166-522#, or via the Internet at Google meeting link: meet.google.com/ewc-wztg-kou

- I. Call-to-Order
- II. Annual Election of Chair and Vice-Chair.
- III. Informational Items.
 - A. Climate Pollution Reduction Grants. Presented by Glade Sowards.
 - B. Air Toxics. Presented by Leonard Wright.
 - C. Compliance. Presented by Harold Burge, Rik Ombach, and Chad Gilgen.
 - D. Monitoring. Presented by Sally Lloyd.
 - E. Other Items to be Brought Before the Board.
 - F. Board Meeting Follow-up Items.

In compliance with the Americans with Disabilities Act, individuals with special needs (including auxiliary communicative aids and services) should contact Larene Wyss, Office of Human Resources at (801) 503-5618, TDD (801) 536-4284 or by email at lwys@utah.gov.

ITEM 3

Air Toxics



State of Utah

SPENCER J. COX
Governor

DEIDRE HENDERSON
Lieutenant Governor

Department of
Environmental Quality

Kimberly D. Shelley
Executive Director

DIVISION OF AIR QUALITY
Bryce C. Bird
Director

DAQA-247-23

MEMORANDUM

TO: Air Quality Board

FROM: Bryce C. Bird, Executive Secretary

DATE: May 4, 2023

SUBJECT: Air Toxics, Lead-Based Paint, and Asbestos (ATLAS) Section Compliance Activities – April 2023

Asbestos Demolition/Renovation NESHAP Inspections	27
Asbestos AHERA Inspections	26
Asbestos State Rules Only Inspections	0
Asbestos Notification Forms Accepted	134
Asbestos Telephone Calls	295
Asbestos Individuals Certifications Approved	60
Asbestos Company Certifications/Recertifications	4/4
Asbestos Alternate Work Practices Approved	4
Lead-Based Paint (LBP) Inspections	1
LBP Notification Forms Approved	1
LBP Telephone Calls	73
LBP Letters Prepared and Mailed	6
LBP Courses Reviewed/Approved	0
LBP Course Audits	0
LBP Individual Certifications Approved	21

DAQA-247-23

Page 2

LBP Firm Certifications	18
Notices of Violation Sent	0
Compliance Advisories Sent	11
Warning Letters Sent	2
Settlement Agreements Finalized	0



State of Utah

SPENCER J. COX
Governor

DEIDRE HENDERSON
Lieutenant Governor

Department of
Environmental Quality

Kimberly D. Shelley
Executive Director

DIVISION OF AIR QUALITY
Bryce C. Bird
Director

DAQA-303-23

MEMORANDUM

TO: Air Quality Board

FROM: Bryce C. Bird, Executive Secretary

DATE: June 6, 2023

SUBJECT: Air Toxics, Lead-Based Paint, and Asbestos (ATLAS) Section Compliance Activities – May 2023

Asbestos Demolition/Renovation NESHAP Inspections	25
Asbestos AHERA Inspections	23
Asbestos State Rules Only Inspections	1
Asbestos Notification Forms Accepted	241
Asbestos Telephone Calls	375
Asbestos Individuals Certifications Approved	79
Asbestos Company Certifications/Recertifications	6/3
Asbestos Alternate Work Practices Approved	3
Lead-Based Paint (LBP) Inspections	3
LBP Notification Forms Approved	1
LBP Telephone Calls	67
LBP Letters Prepared and Mailed	6
LBP Courses Reviewed/Approved	0
LBP Course Audits	0
LBP Individual Certifications Approved	34

DAQA-303-23

Page 2

LBP Firm Certifications	10
Notices of Violation Sent	0
Compliance Advisories Sent	9
Warning Letters Sent	5
Settlement Agreements Finalized	0



State of Utah

SPENCER J. COX
Governor

DEIDRE HENDERSON
Lieutenant Governor

Department of
Environmental Quality

Kimberly D. Shelley
Executive Director

DIVISION OF AIR QUALITY
Bryce C. Bird
Director

DAQA-377-23

MEMORANDUM

TO: Air Quality Board

FROM: Bryce C. Bird, Executive Secretary

DATE: July 6, 2023

SUBJECT: Air Toxics, Lead-Based Paint, and Asbestos (ATLAS) Section Compliance Activities – June 2023

Asbestos Demolition/Renovation NESHAP Inspections	22
Asbestos AHERA Inspections	19
Asbestos State Rules Only Inspections	5
Asbestos Notification Forms Accepted	207
Asbestos Telephone Calls	388
Asbestos Individuals Certifications Approved	109
Asbestos Company Certifications/Recertifications	3/4
Asbestos Alternate Work Practices Approved	6
Lead-Based Paint (LBP) Inspections	1
LBP Notification Forms Approved	2
LBP Telephone Calls	59
LBP Letters Prepared and Mailed	1
LBP Courses Reviewed/Approved	0
LBP Course Audits	0
LBP Individual Certifications Approved	11

LBP Firm Certifications	13
Notices of Violation Sent	0
Compliance Advisories Sent	11
Warning Letters Sent	8
Settlement Agreements Finalized	2

Penalties Agreed To:

Impact Demolition/AJ Kim	\$250.00
Impact Demolition/AJ Kim	\$500.00
Total:	\$750.00

Compliance



State of Utah

SPENCER J. COX
Governor

DEIDRE HENDERSON
Lieutenant Governor

Department of
Environmental Quality

Kimberly D. Shelley
Executive Director

DIVISION OF AIR QUALITY
Bryce C. Bird
Director

DAQC-510-23

MEMORANDUM

TO: Air Quality Board

FROM: Bryce C. Bird, Executive Secretary

DATE: May 10, 2023

SUBJECT: Compliance Activities – April 2023

ACTIVITIES:

Activity	Monthly Total	36-Month Average
Inspections	74	54
On-Site Stack Test & CEM Audits	5	3
Stack Test & RATA Report Reviews	21	35
Emission Report Reviews	20	15
Temporary Relocation Request Reviews	4	6
Fugitive Dust Control Plan Reviews	121	132
Soil Remediation Report Reviews	0	1
Open Burn Permits Issued	2,448	220
Miscellaneous Inspections ¹	18	19
Complaints Received	16	15
Wood Burning Complaints Received	0	1
Breakdown Reports Received	3	1
Compliance Actions Resulting from a Breakdown	0	0
VOC Inspections	0	0
Warning Letters Issued	0	2
Notices of Violation Issued	0	0
Compliance Advisories Issued	1	4
No Further Action Letters Issued	0	2
Settlement Agreements Reached	1	2
Penalties Assessed	\$1,600.00	\$118,650.00

¹Miscellaneous inspections include, e.g., surveillance, complaint, on-site training, dust patrol, smoke patrol, open burning, etc.

SETTLEMENT AGREEMENTS:

Party	Amount
Wesco Oil and Gas	\$1,600.00

UNRESOLVED NOTICES OF VIOLATION:

Party	Date Issued
US Magnesium (in litigation)	08/27/2015
US Magnesium (in litigation)	03/02/2018
Citation Oil and Gas (in administrative litigation)	01/15/2020
Ovintiv Production Inc.	07/14/2020
Uinta Wax Operating (formerly CH4 Finley)	07/24/2020
US Magnesium (in administrative litigation)	11/16/2021
Finley Resources	09/15/2022
Paradox Midstream	11/03/2022
Interstate Brick	03/21/2023



State of Utah

SPENCER J. COX
Governor

DEIDRE HENDERSON
Lieutenant Governor

Department of
Environmental Quality

Kimberly D. Shelley
Executive Director

DIVISION OF AIR QUALITY
Bryce C. Bird
Director

DAQC-603-23

MEMORANDUM

TO: Air Quality Board
FROM: Bryce C. Bird, Executive Secretary
DATE: June 7, 2023
SUBJECT: Compliance Activities – May 2023

ACTIVITIES:

Activity	Monthly Total	36-Month Average
Inspections	67	55
On-Site Stack Test & CEM Audits	9	3
Stack Test & RATA Report Reviews	11	34
Emission Report Reviews	23	15
Temporary Relocation Request Reviews	7	7
Fugitive Dust Control Plan Reviews	146	133
Soil Remediation Report Reviews	1	1
Open Burn Permits Issued	2,872	287
Miscellaneous Inspections ¹	16	19
Complaints Received	20	15
Wood Burning Complaints Received	1	1
Breakdown Reports Received	4	1
Compliance Actions Resulting from a Breakdown	1	0
VOC Inspections	0	0
Warning Letters Issued	2	2
Notices of Violation Issued	0	0
Compliance Advisories Issued	5	4
No Further Action Letters Issued	2	2
Settlement Agreements Reached	2	2
Penalties Assessed	\$4,640	\$118,567.83

¹Miscellaneous inspections include, e.g., surveillance, complaint, on-site training, dust patrol, smoke patrol, open burning, etc.

SETTLEMENT AGREEMENTS:

Party	Amount
Citation Oil and Gas	\$2,160
Rulon Harper Pit #6	\$2,480

UNRESOLVED NOTICES OF VIOLATION:

Party	Date Issued
US Magnesium (in litigation)	08/27/2015
US Magnesium (in litigation)	03/02/2018
Citation Oil and Gas (in administrative litigation)	01/15/2020
Ovintiv Production Inc.	07/14/2020
Uinta Wax Operating (formerly CH4 Finley)	07/24/2020
US Magnesium (in administrative litigation)	11/16/2021
Finley Resources	09/15/2022
Paradox Midstream	11/03/2022
Interstate Brick	03/23/2023



State of Utah

SPENCER J. COX
Governor

DEIDRE HENDERSON
Lieutenant Governor

Department of
Environmental Quality

Kimberly D. Shelley
Executive Director

DIVISION OF AIR QUALITY
Bryce C. Bird
Director

DAQC-694-23

MEMORANDUM

TO: Air Quality Board

FROM: Bryce C. Bird, Executive Secretary

DATE: July 7, 2023

SUBJECT: Compliance Activities – June 2023

ACTIVITIES:

Activity	Monthly Total	36-Month Average
Inspections	80	56
On-Site Stack Test & CEM Audits	11	4
Stack Test & RATA Report Reviews	39	33
Emission Report Reviews	1	16
Temporary Relocation Request Reviews	9	6
Fugitive Dust Control Plan Reviews	85	135
Soil Remediation Report Reviews	0	1
Open Burn Permits Issued	0	367
Miscellaneous Inspections ¹	18	19
Complaints Received	21	15
Wood Burning Complaints Received	2	1
Breakdown Reports Received	0	1
Compliance Actions Resulting from a Breakdown	0	0
VOC Inspections	0	0
Warning Letters Issued	1	2
Notices of Violation Issued	1	0
Compliance Advisories Issued	5	4
No Further Action Letters Issued	2	2
Settlement Agreements Reached	2	2
Penalties Assessed	\$2,743.00	\$118,005.86

¹Miscellaneous inspections include, e.g., surveillance, complaint, on-site training, dust patrol, smoke patrol, open burning, etc.

SETTLEMENT AGREEMENTS:

Party	Amount
BD Medical	\$2,160.00
Lightfoot Inc.	\$583.00

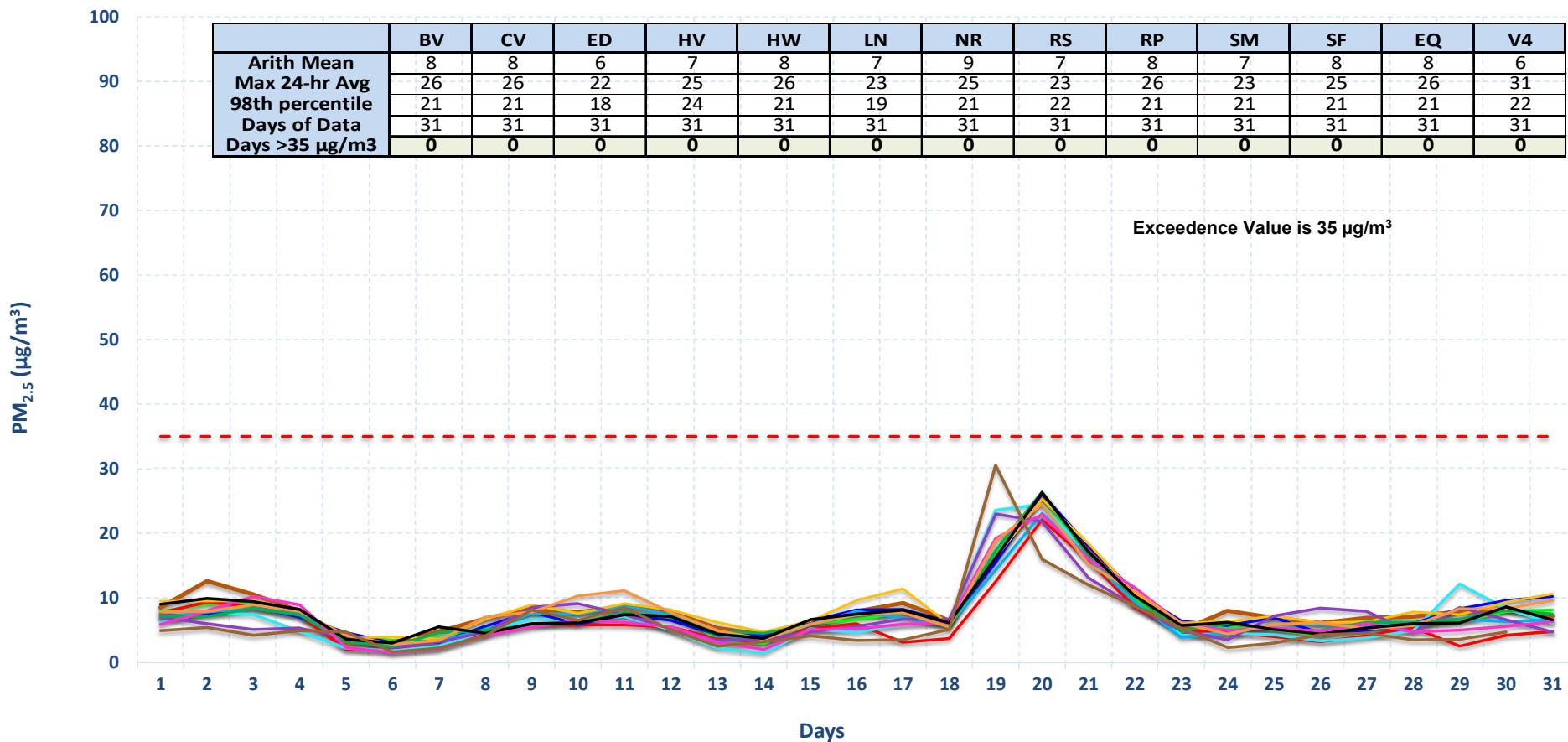
UNRESOLVED NOTICES OF VIOLATION:

Party	Date Issued
US Magnesium (in litigation)	08/27/2015
US Magnesium (in litigation)	03/02/2018
Citation Oil and Gas (in administrative litigation)	01/15/2020
Ovintiv Production Inc.	07/14/2020
Uinta Wax Operating (formerly CH4 Finley)	07/24/2020
US Magnesium (in administrative litigation)	11/16/2021
Finley Resources	09/15/2022
Interstate Brick	03/21/2023
Paradox Midstream	06/06/2023

Air Monitoring

Utah 24-Hr PM_{2.5} Data May 2023

	BV	CV	ED	HV	HW	LN	NR	RS	RP	SM	SF	EQ	V4
Arith Mean	8	8	6	7	8	7	9	7	8	7	8	8	6
Max 24-hr Avg	26	26	22	25	26	23	25	23	26	23	25	26	31
98th percentile	21	21	18	24	21	19	21	22	21	21	21	21	22
Days of Data	31	31	31	31	31	31	31	31	31	31	31	31	31
Days >35 µg/m ³	0	0	0	0	0	0	0	0	0	0	0	0	0

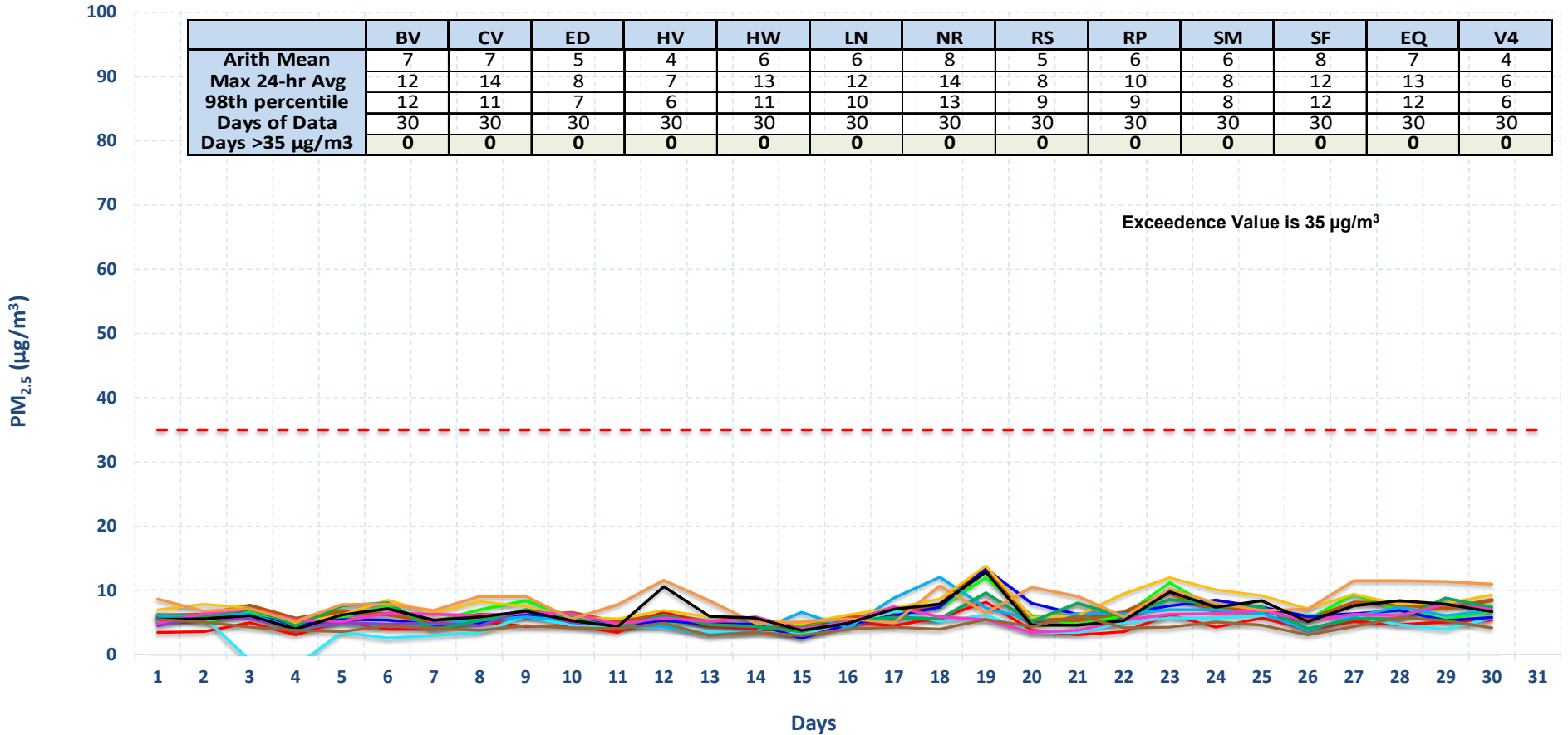


- Bountiful
- Copperview
- Erda
- Harrisville
- Hawthorne
- Lindon
- Near Road
- Roosevelt
- Rose Park
- Smithfield
- Spanish Fork
- Environmental Quality
- Vernal
- - - 24-hr Exceedence Value is 35 µg/m³

* Environmental Quality (EQ) previously named Technical Support Center (TSC)

Utah 24-Hr PM_{2.5} Data June 2023

	BV	CV	ED	HV	HW	LN	NR	RS	RP	SM	SF	EQ	V4
Arith Mean	7	7	5	4	6	6	8	5	6	6	8	7	4
Max 24-hr Avg	12	14	8	7	13	12	14	8	10	8	12	13	6
98th percentile	12	11	7	6	11	10	13	9	9	8	12	12	6
Days of Data	30	30	30	30	30	30	30	30	30	30	30	30	30
Days >35 µg/m ³	0	0	0	0	0	0	0	0	0	0	0	0	0



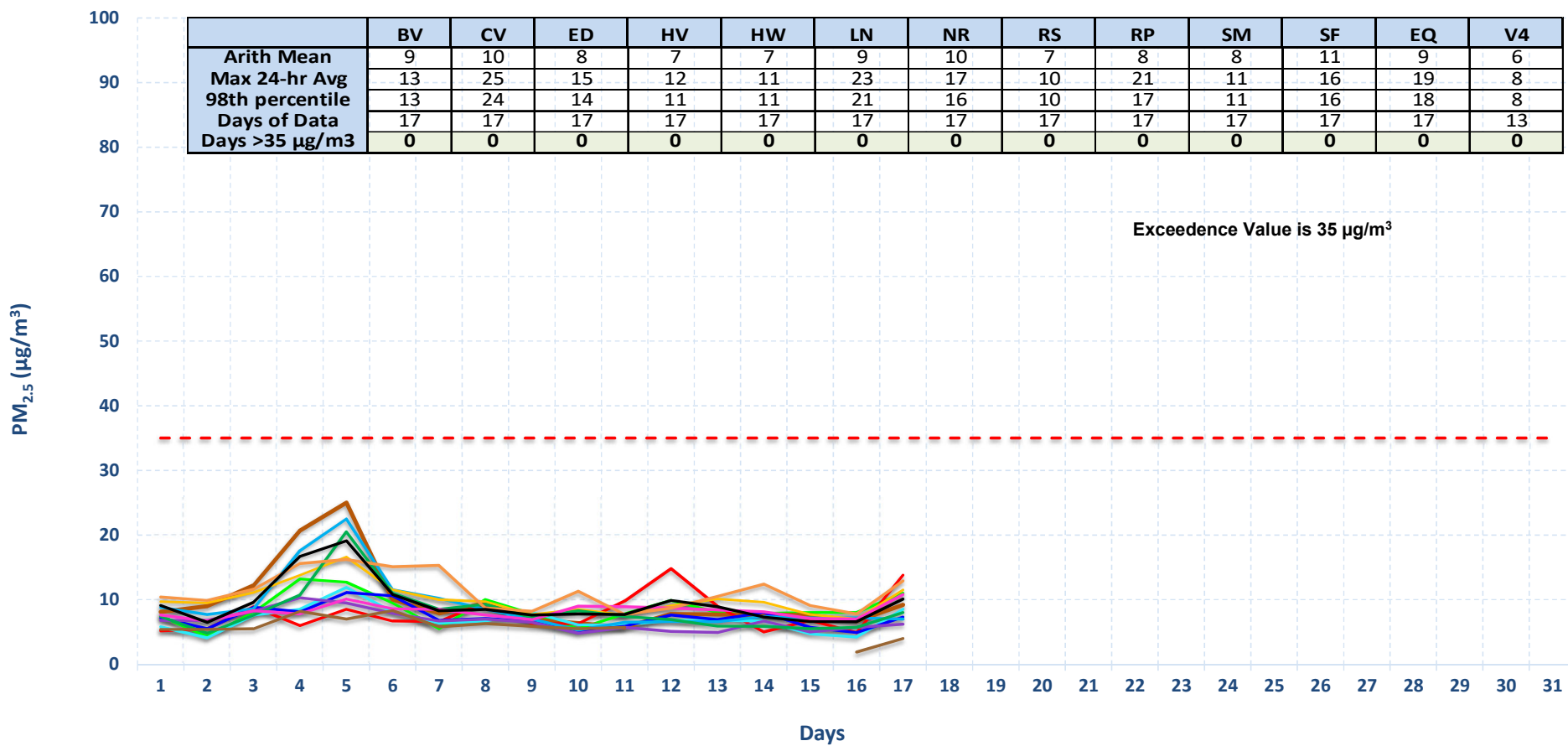
Exceedance Value is 35 µg/m³

- Bountiful
- Copperview
- Erda
- Harrisville
- Hawthorne
- Lindon
- Near Road
- Roosevelt
- Rose Park
- Smithfield
- Spanish Fork
- Environmental Quality
- Vernal
- - - 24-hr Exceedance Value is 35 µg/m³

* Environmental Quality (EQ) previously named Technical Support Center (TSC)

Utah 24-Hr PM_{2.5} Data July 2023

	BV	CV	ED	HV	HW	LN	NR	RS	RP	SM	SF	EQ	V4
Arith Mean	9	10	8	7	7	9	10	7	8	8	11	9	6
Max 24-hr Avg	13	25	15	12	11	23	17	10	21	11	16	19	8
98th percentile	13	24	14	11	11	21	16	10	17	11	16	18	8
Days of Data	17	17	17	17	17	17	17	17	17	17	17	17	13
Days >35 µg/m3	0	0	0	0	0	0	0	0	0	0	0	0	0

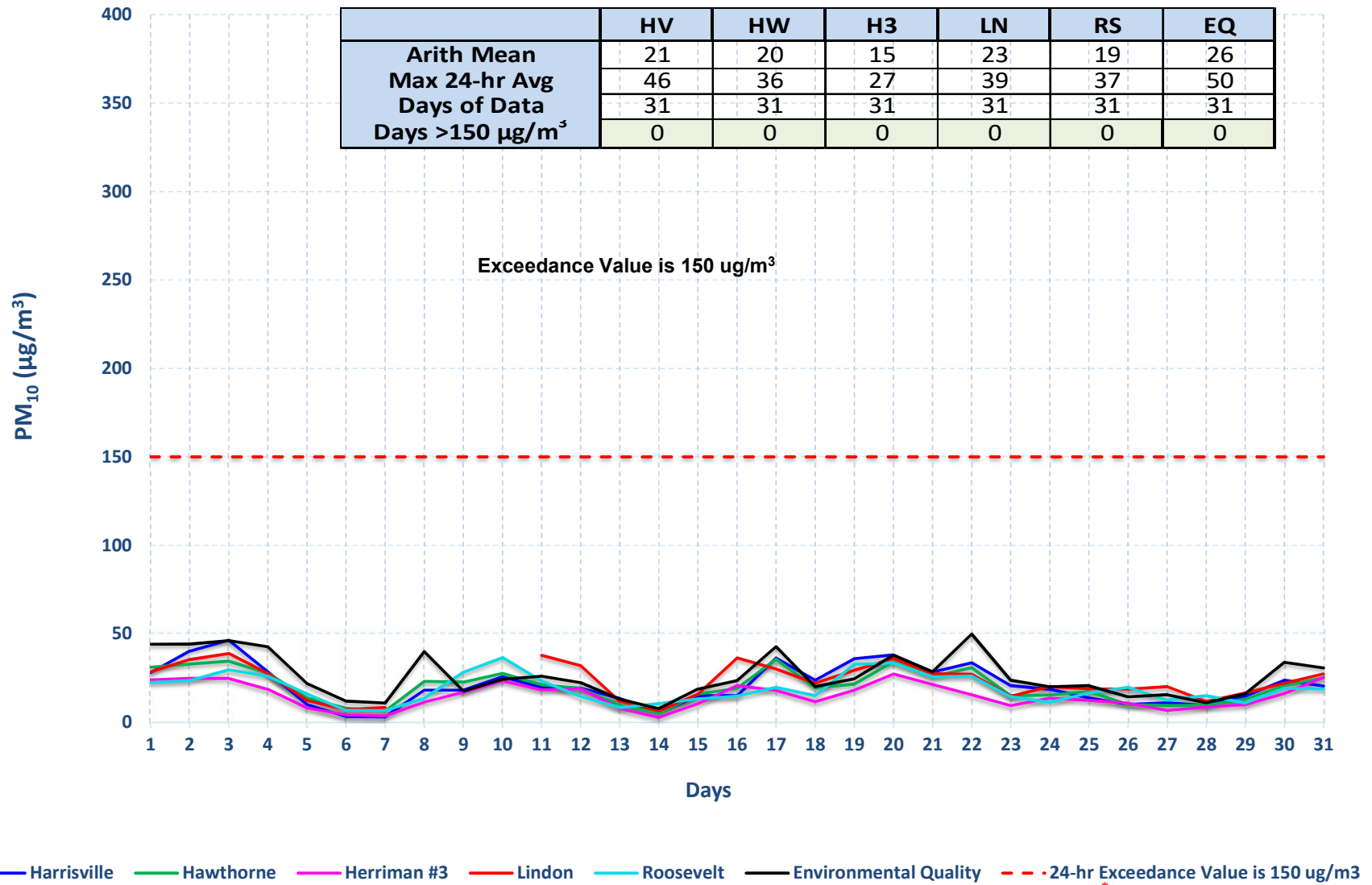


- Bountiful
- Copperview
- Erda
- Harrisville
- Hawthorne
- Lindon
- Near Road
- Roosevelt
- Rose Park
- Smithfield
- Spanish Fork
- Environmental Quality
- Vernal
- - - 24-hr Exceedance Value is 35 µg/m3

* Environmental Quality (EQ) previously named Technical Support Center (TSC)

Utah 24-hr PM₁₀ Data May 2023

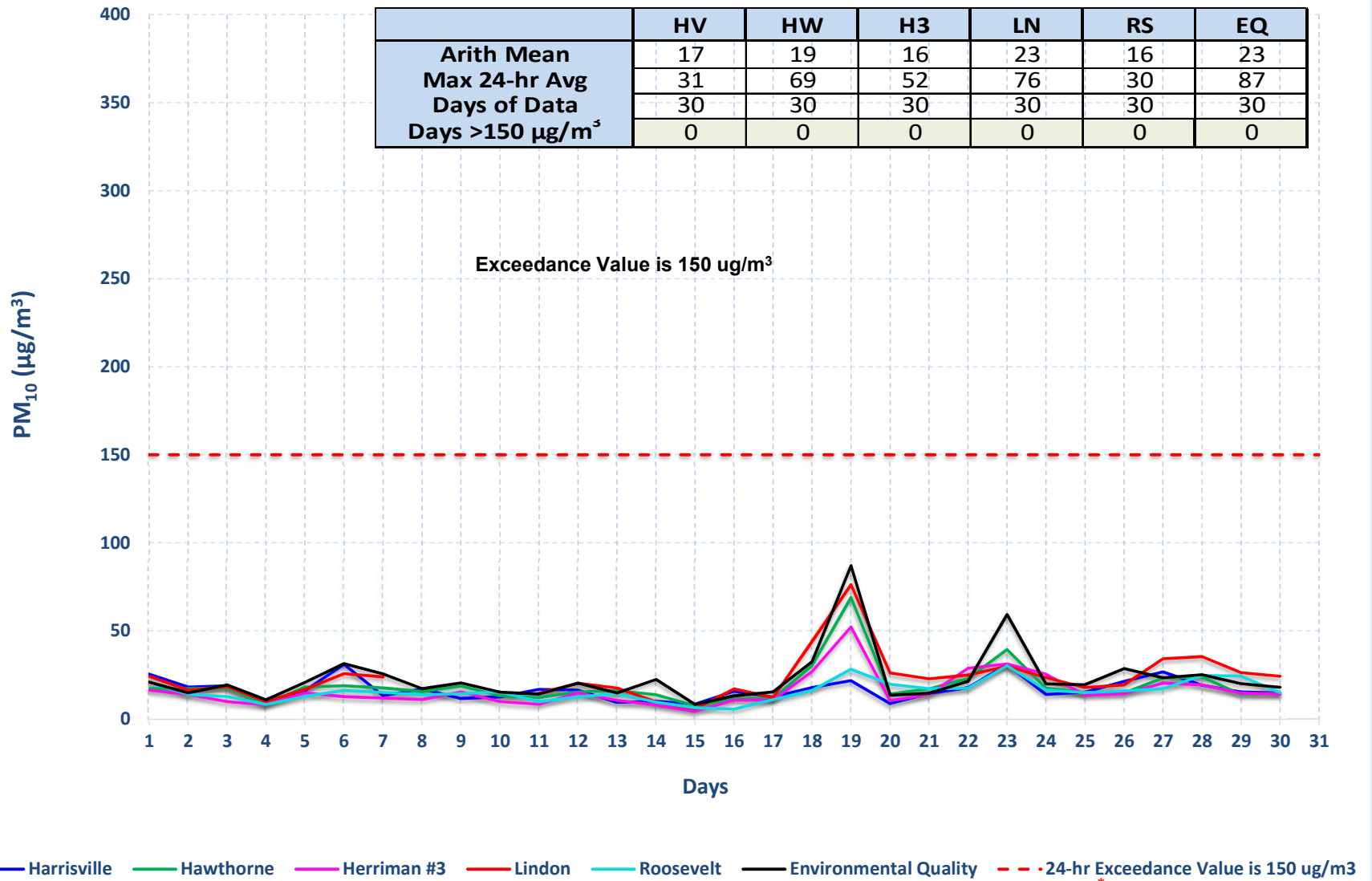
	HV	HW	H3	LN	RS	EQ
Arith Mean	21	20	15	23	19	26
Max 24-hr Avg	46	36	27	39	37	50
Days of Data	31	31	31	31	31	31
Days >150 µg/m ³	0	0	0	0	0	0



* Environmental Quality (EQ) previously named Technical Support Center (TSC)

Utah 24-hr PM₁₀ Data June 2023

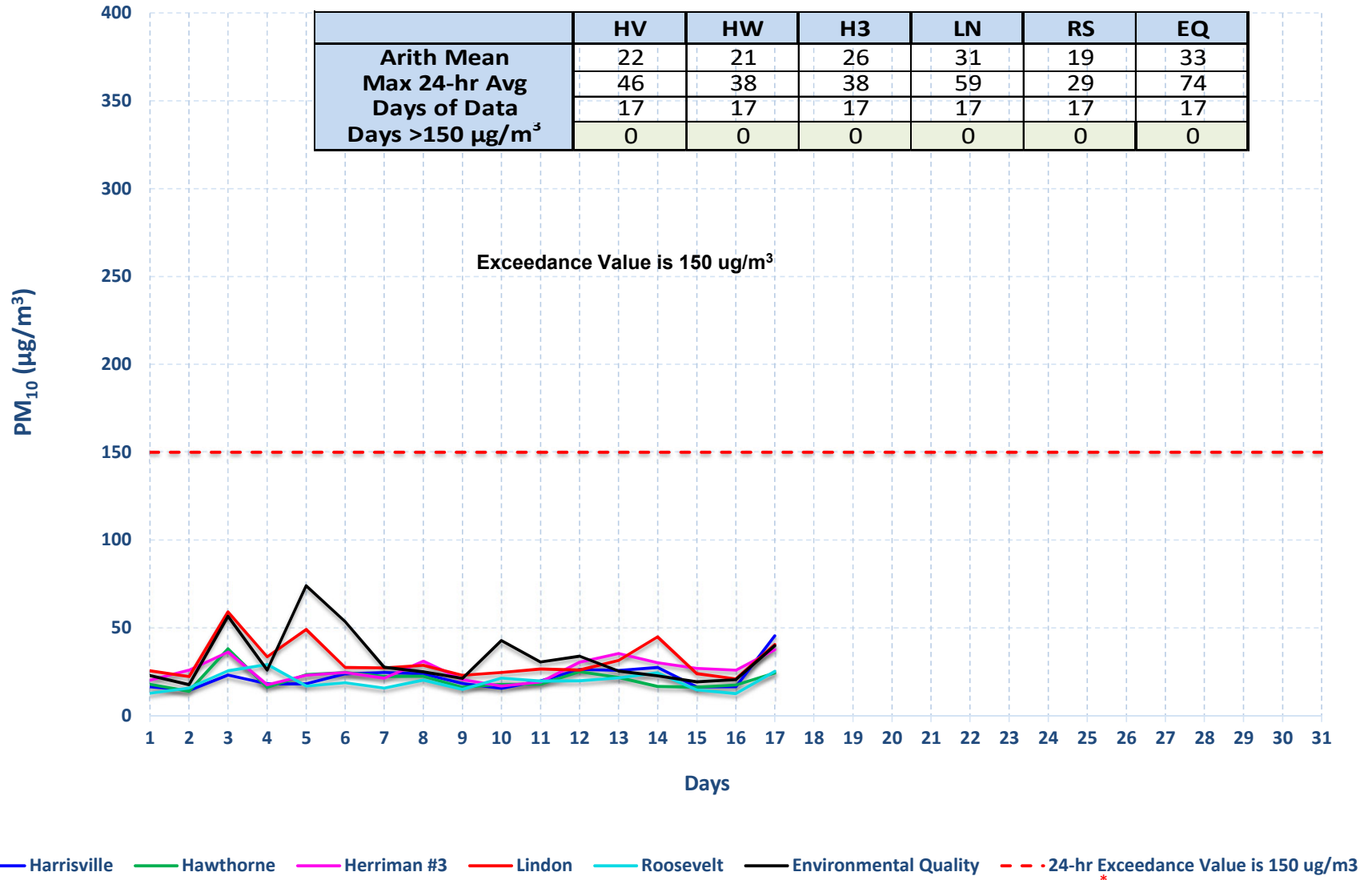
	HV	HW	H3	LN	RS	EQ
Arith Mean	17	19	16	23	16	23
Max 24-hr Avg	31	69	52	76	30	87
Days of Data	30	30	30	30	30	30
Days >150 µg/m ³	0	0	0	0	0	0



* Environmental Quality (EQ) previously named Technical Support Center (TSC)

Utah 24-hr PM₁₀ Data July 2023

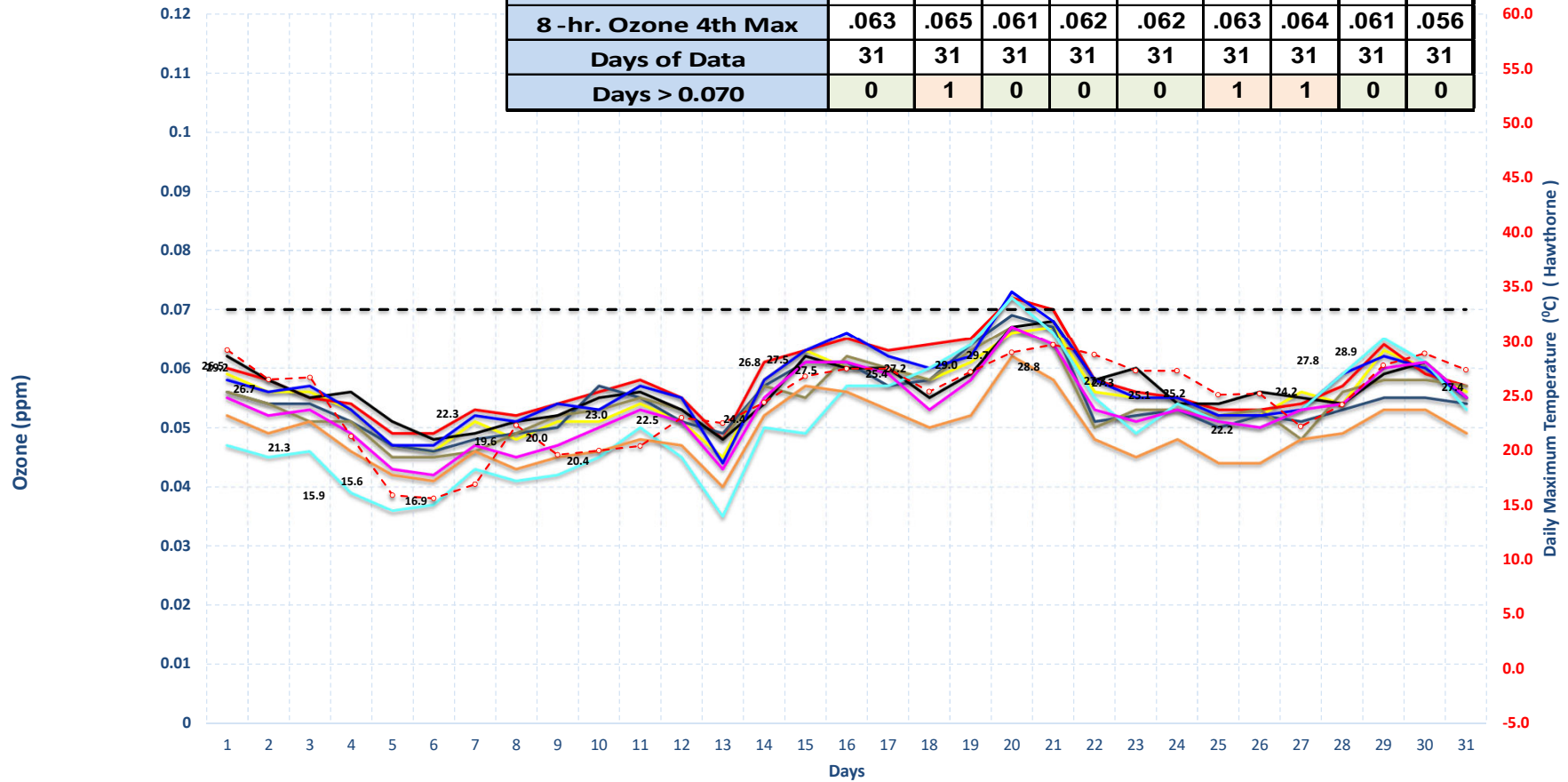
	HV	HW	H3	LN	RS	EQ
Arith Mean	22	21	26	31	19	33
Max 24-hr Avg	46	38	38	59	29	74
Days of Data	17	17	17	17	17	17
Days >150 µg/m ³	0	0	0	0	0	0



* Environmental Quality (EQ) previously named Technical Support Center (TSC)

Highest 8-hr Ozone Concentration & Daily Maximum Temperature May 2023

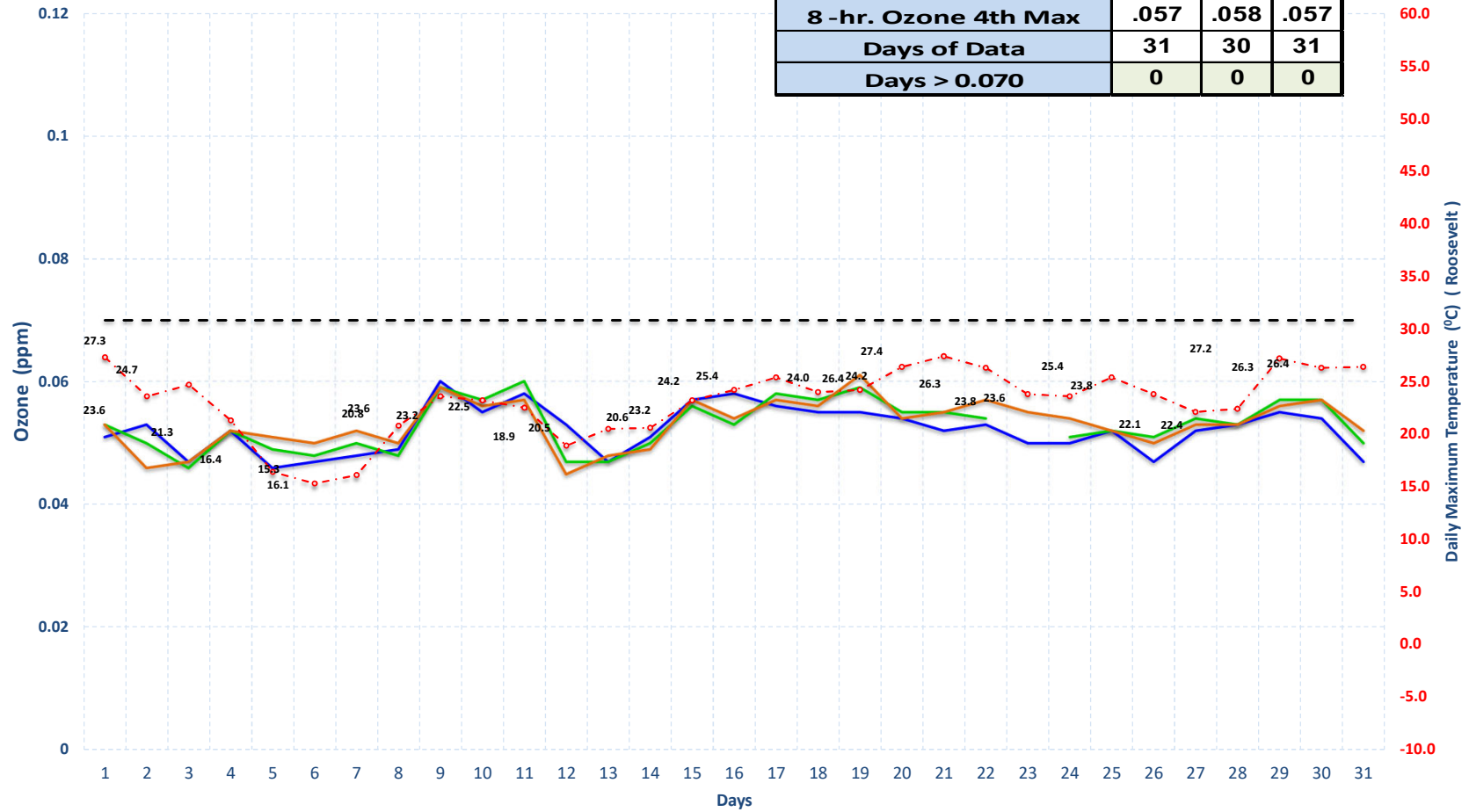
	BV	CV	ED	H3	HV	HW	NR	RP	EQ
Arith Mean	.055	.058	.054	.054	.056	.057	.051	.053	.049
8-hr. Ozone 4th Max	.063	.065	.061	.062	.062	.063	.064	.061	.056
Days of Data	31	31	31	31	31	31	31	31	31
Days > 0.070	0	1	0	0	0	1	1	0	0



* Environmental Quality (EQ) previously named Technical Support Center (TSC)
 ** Controlling Monitor

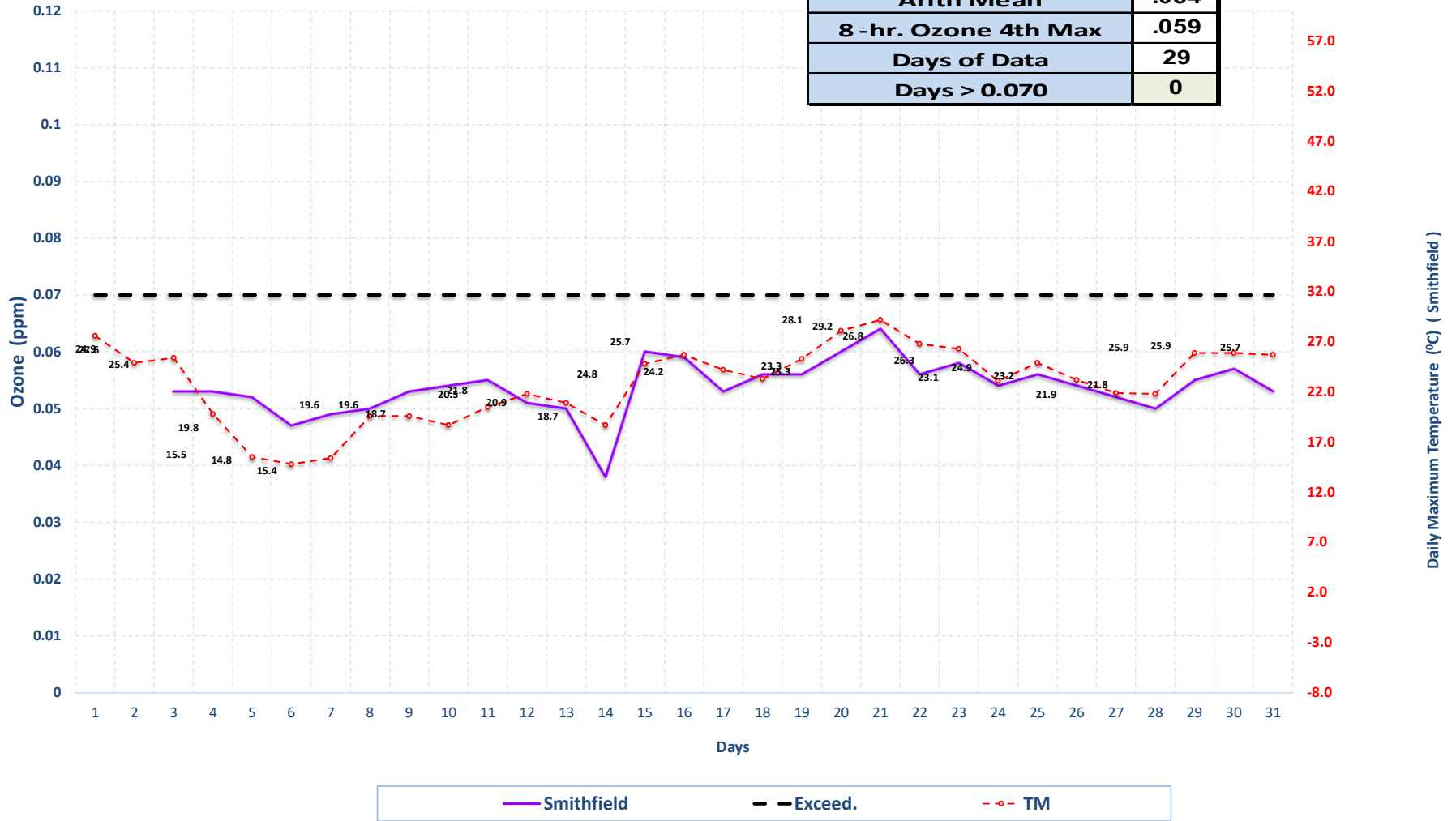
Highest 8-hr Ozone Concentration & Daily Maximum Temperature May 2023

	P2	RS	V4
Arith Mean	.052	.053	.053
8-hr. Ozone 4th Max	.057	.058	.057
Days of Data	31	30	31
Days > 0.070	0	0	0



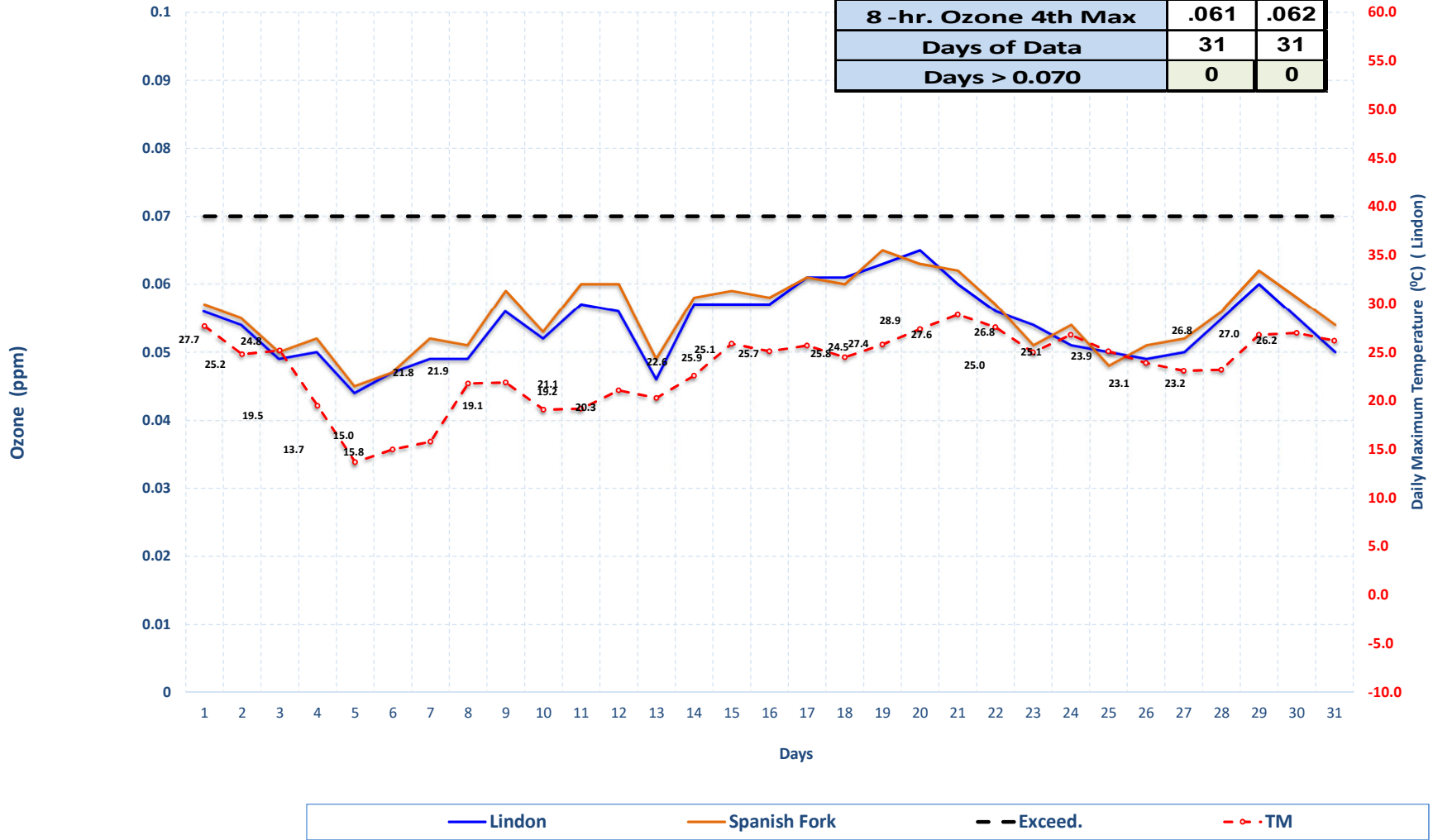
Highest 8-hr Ozone Concentration & Daily Maximum Temperature May 2023

	SM
Arith Mean	.054
8-hr. Ozone 4th Max	.059
Days of Data	29
Days > 0.070	0



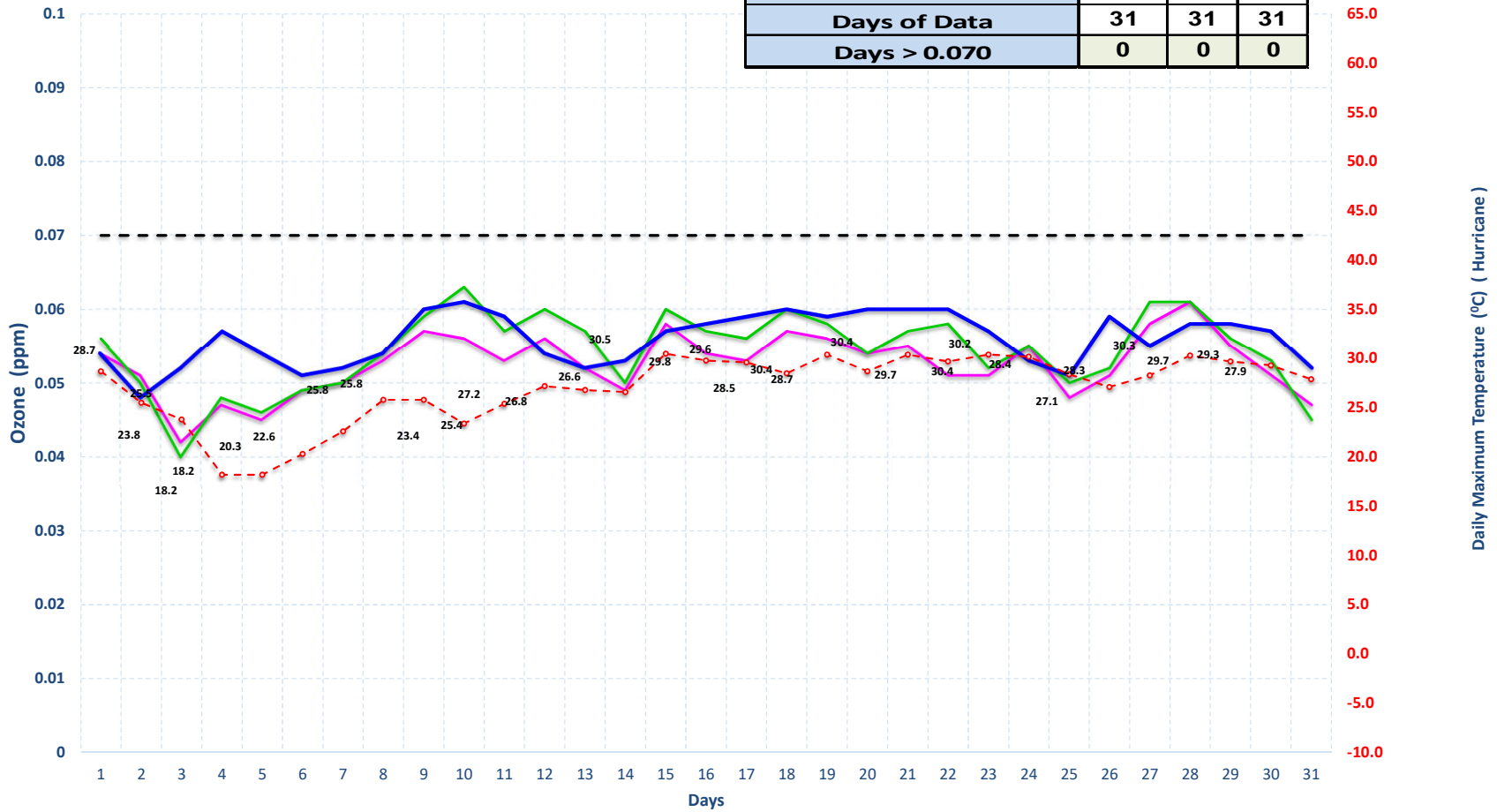
Highest 8-hr Ozone Concentration & Daily Maximum Temperature May 2023

	LN	SF
Arith Mean	.054	.055
8-hr. Ozone 4th Max	.061	.062
Days of Data	31	31
Days > 0.070	0	0



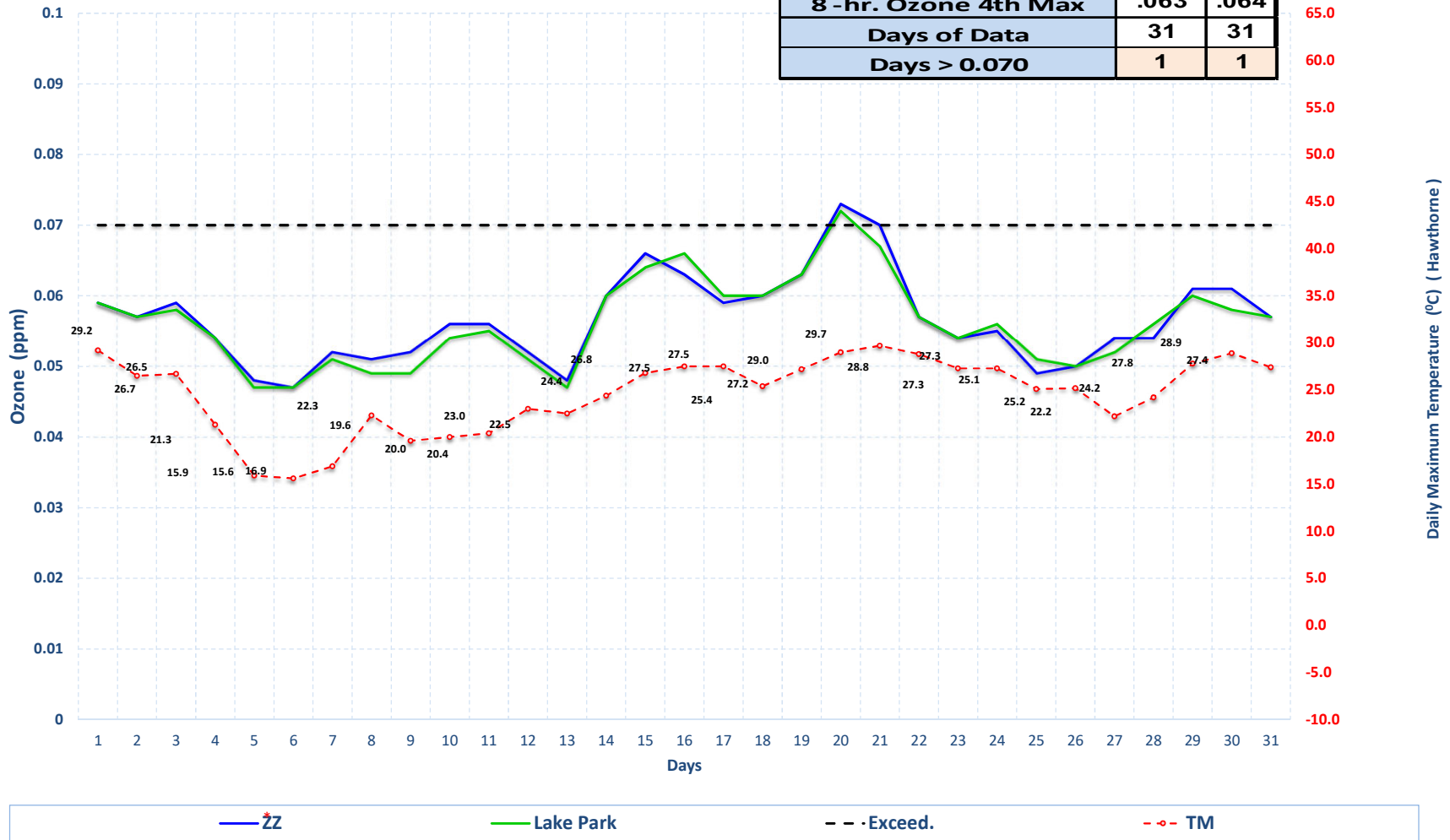
Highest 8-hr Ozone Concentration & Daily Maximum Temperature May 2023

	EN	HC	M7
Arith Mean	.053	.054	.056
8-hr. Ozone 4th Max	.057	.060	.060
Days of Data	31	31	31
Days > 0.070	0	0	0



Highest 8-hr Ozone Concentration & Daily Maximum Temperature May 2023 Stations Monitoring the Inland Port Development

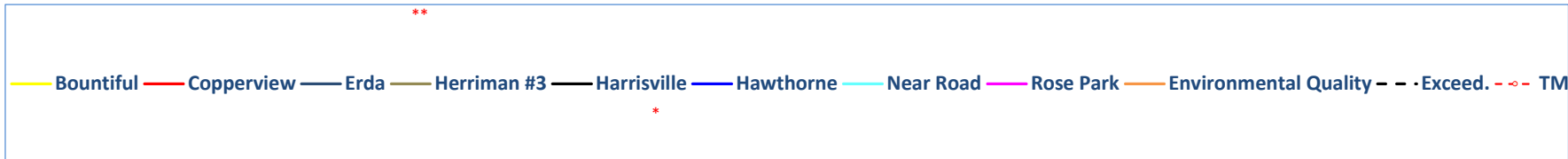
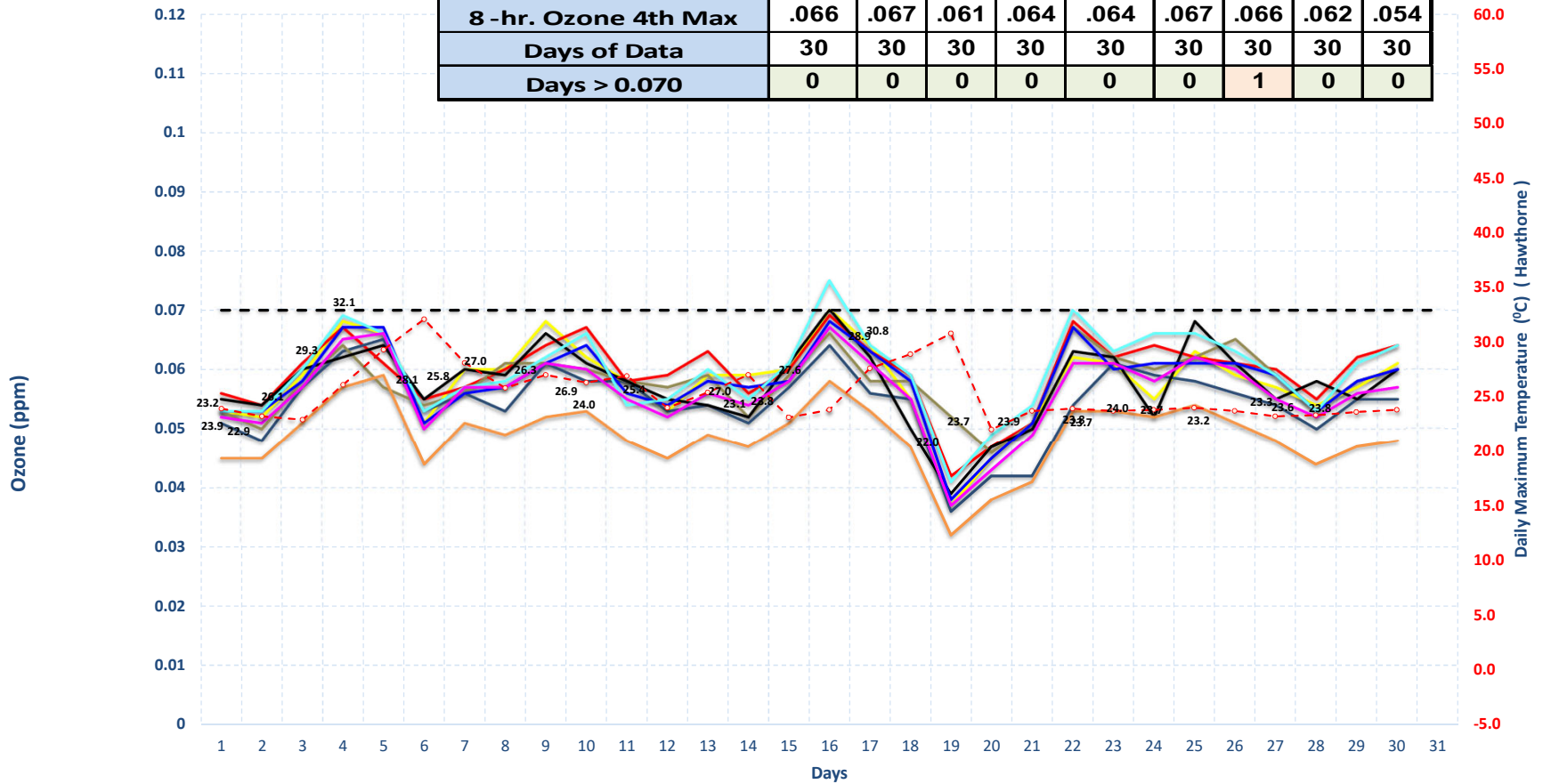
	ZZ	LP
Arith Mean	.057	.056
8 -hr. Ozone 4th Max	.063	.064
Days of Data	31	31
Days > 0.070	1	1



* ZZ is located at the New Utah State Prison (1480 North 8000 West, SLC).
This site was previously named IP

Highest 8-hr Ozone Concentration & Daily Maximum Temperature June 2023

	BV	CV	ED	H3	HV	HW	NR	RP	EQ
Arith Mean	.058	.060	.055	.058	.058	.058	.060	.056	.049
8-hr. Ozone 4th Max	.066	.067	.061	.064	.064	.067	.066	.062	.054
Days of Data	30	30	30	30	30	30	30	30	30
Days > 0.070	0	0	0	0	0	0	1	0	0

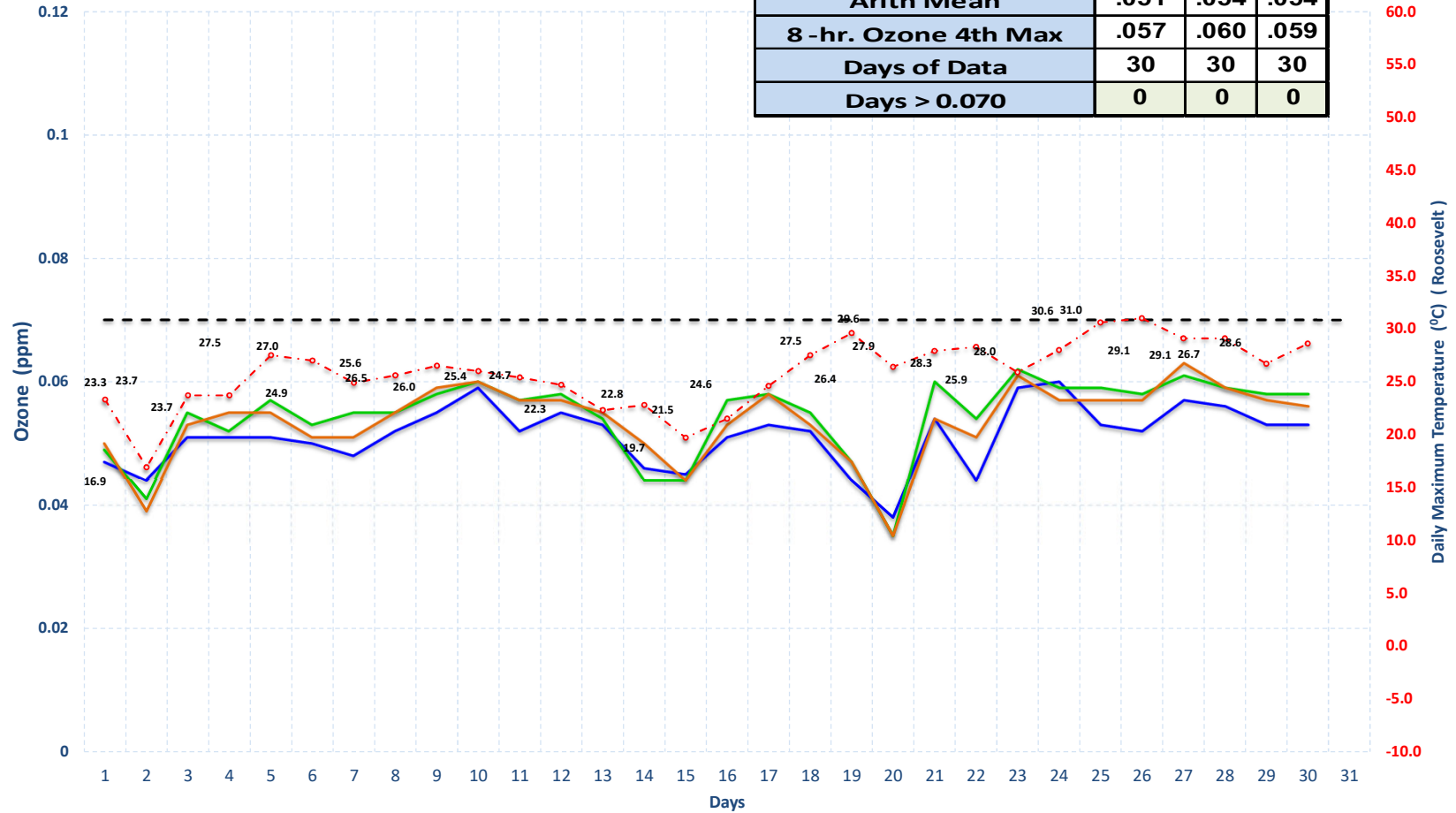


* Environmental Quality (EQ) previously named Technical Support Center (TSC)

** Controlling Monitor

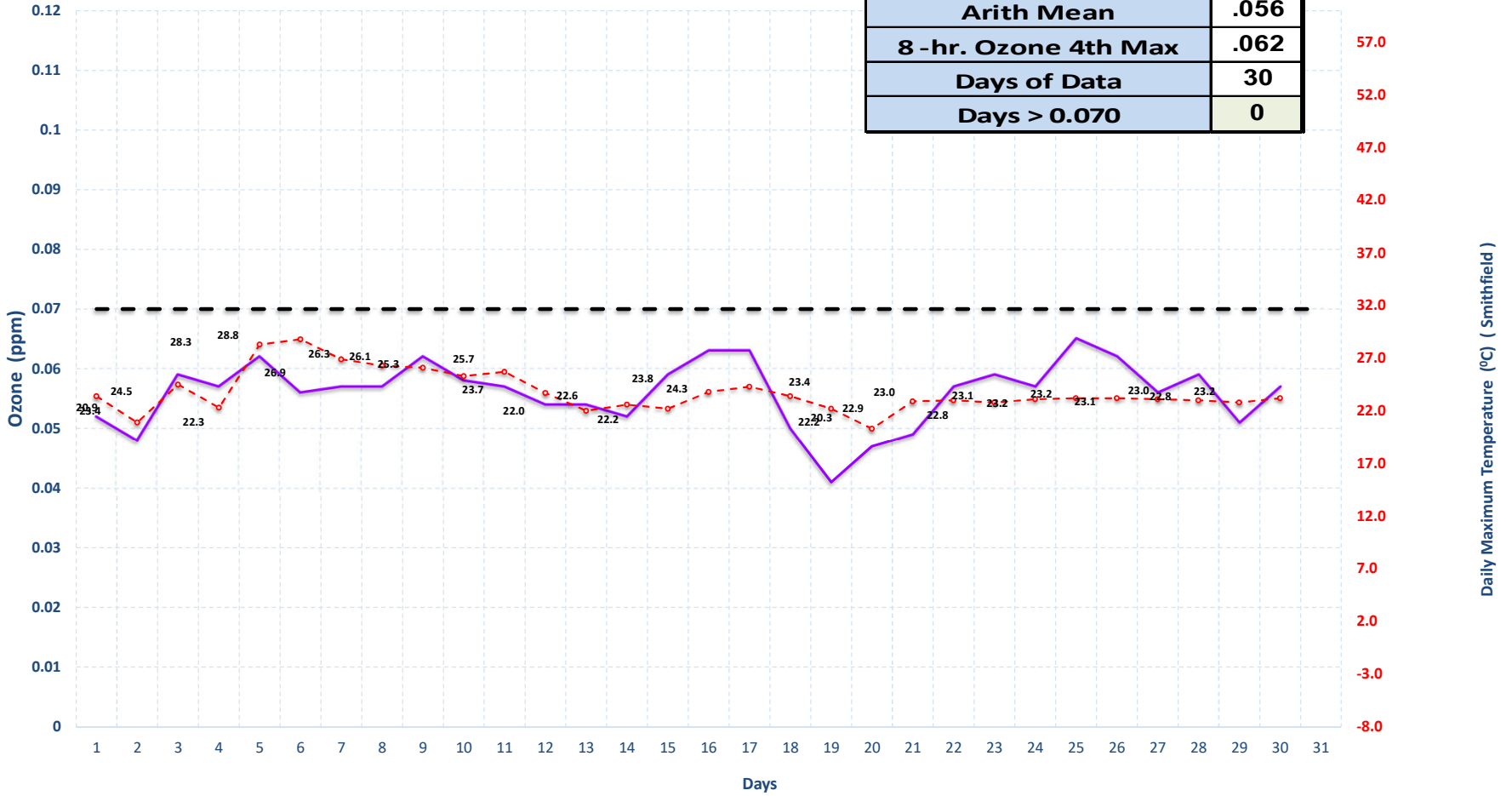
Highest 8-hr Ozone Concentration & Daily Maximum Temperature June 2023

	P2	RS	V4
Arith Mean	.051	.054	.054
8 -hr. Ozone 4th Max	.057	.060	.059
Days of Data	30	30	30
Days > 0.070	0	0	0



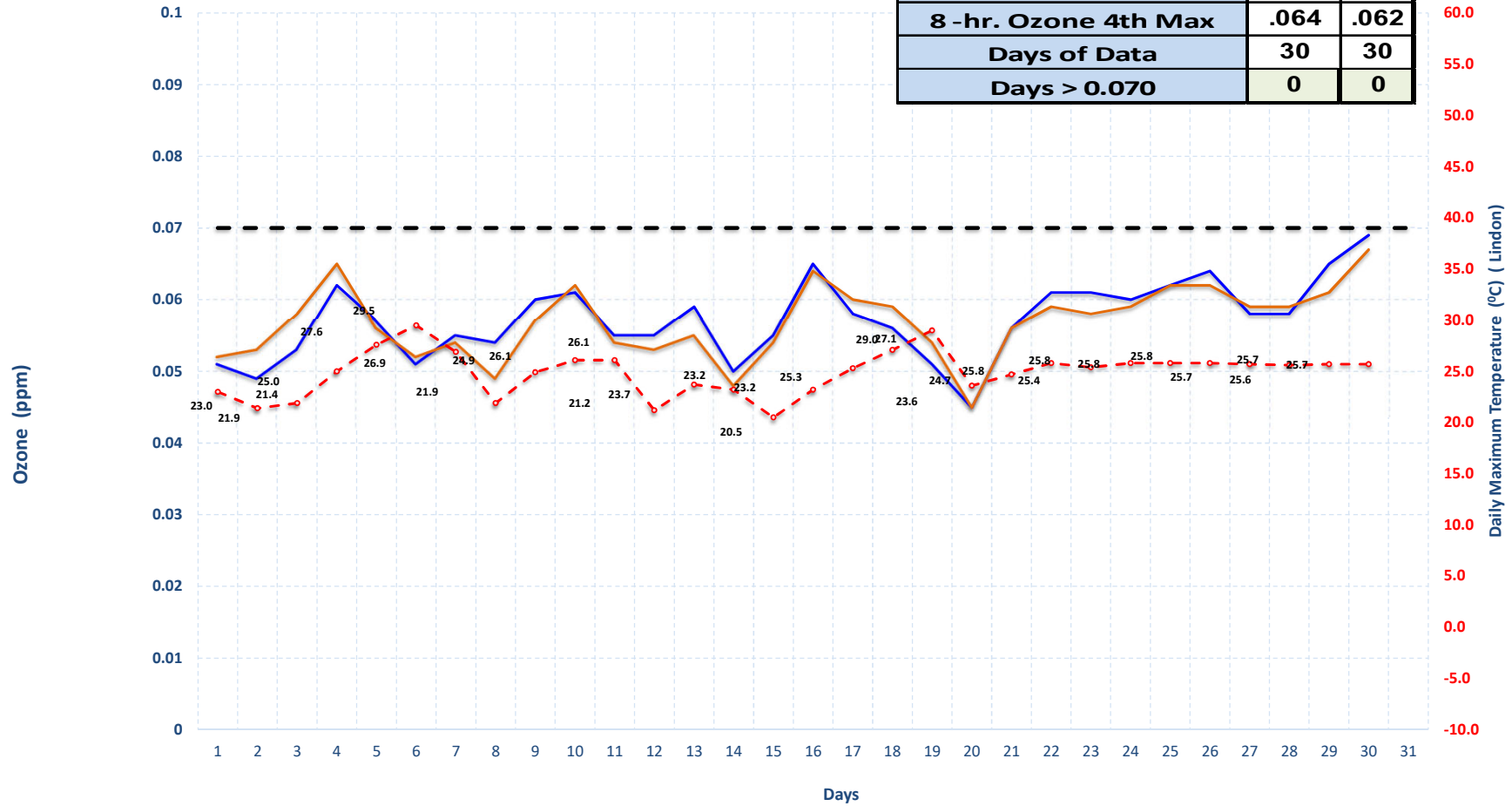
Highest 8-hr Ozone Concentration & Daily Maximum Temperature June 2023

	SM
Arith Mean	.056
8-hr. Ozone 4th Max	.062
Days of Data	30
Days > 0.070	0



Highest 8-hr Ozone Concentration & Daily Maximum Temperature June 2023

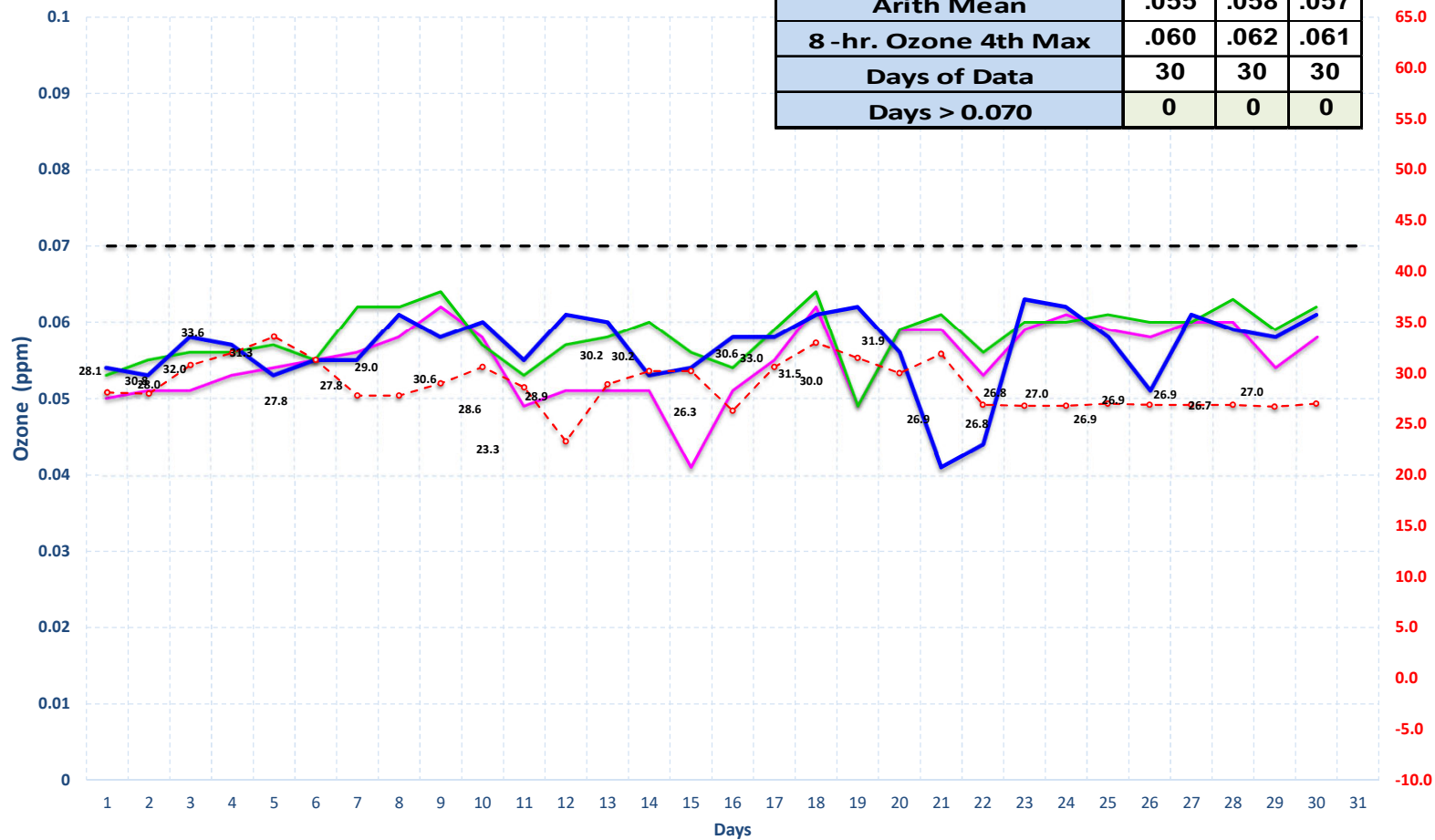
	LN	SF
Arith Mean	.057	.057
8-hr. Ozone 4th Max	.064	.062
Days of Data	30	30
Days > 0.070	0	0



— Lindon
 — Spanish Fork
 - - Exceed.
 - - o TM

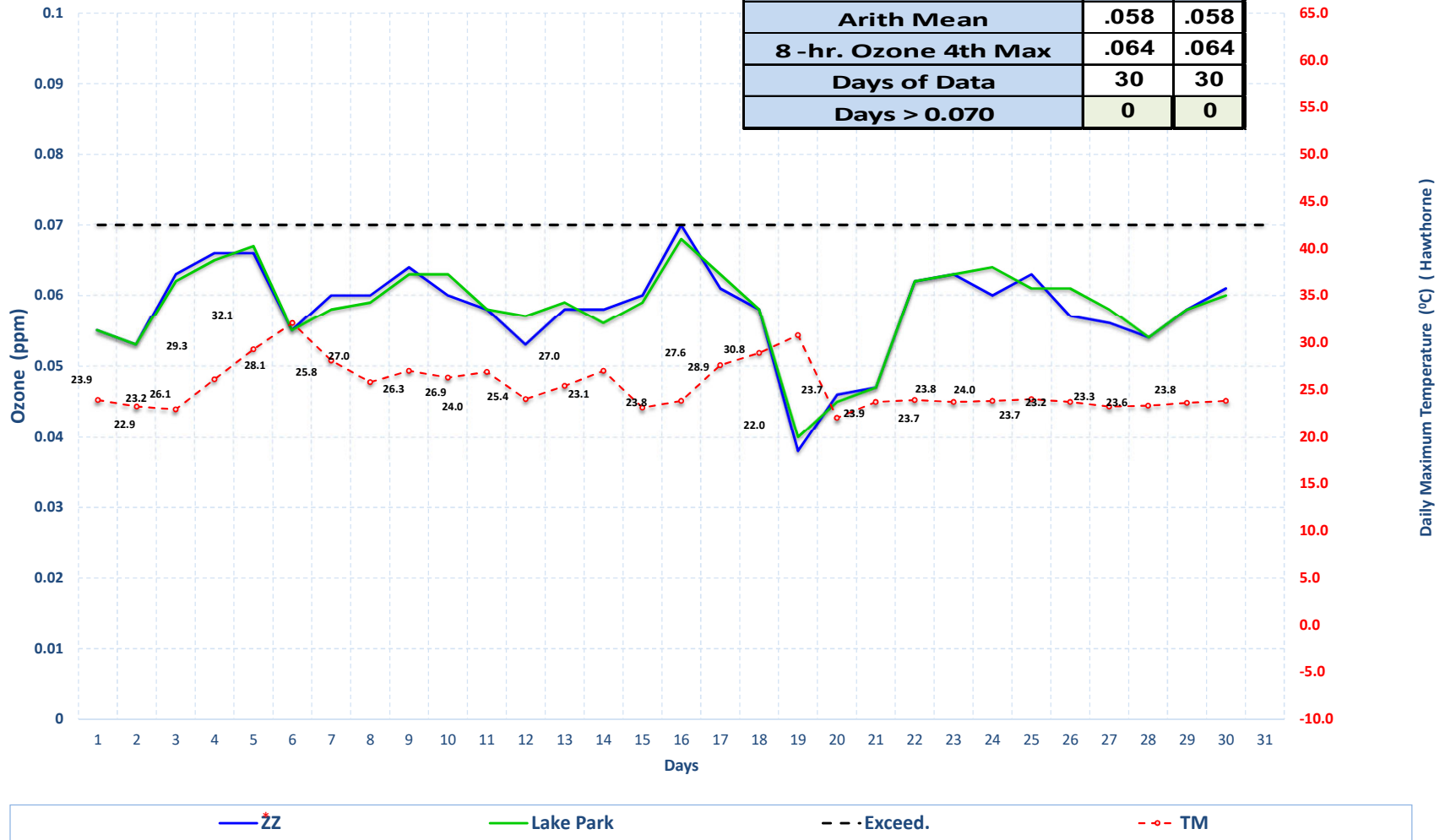
Highest 8-hr Ozone Concentration & Daily Maximum Temperature June 2023

	EN	HC	M7
Arith Mean	.055	.058	.057
8-hr. Ozone 4th Max	.060	.062	.061
Days of Data	30	30	30
Days > 0.070	0	0	0



Highest 8-hr Ozone Concentration & Daily Maximum Temperature June 2023 Stations monitoring the Inland Port development

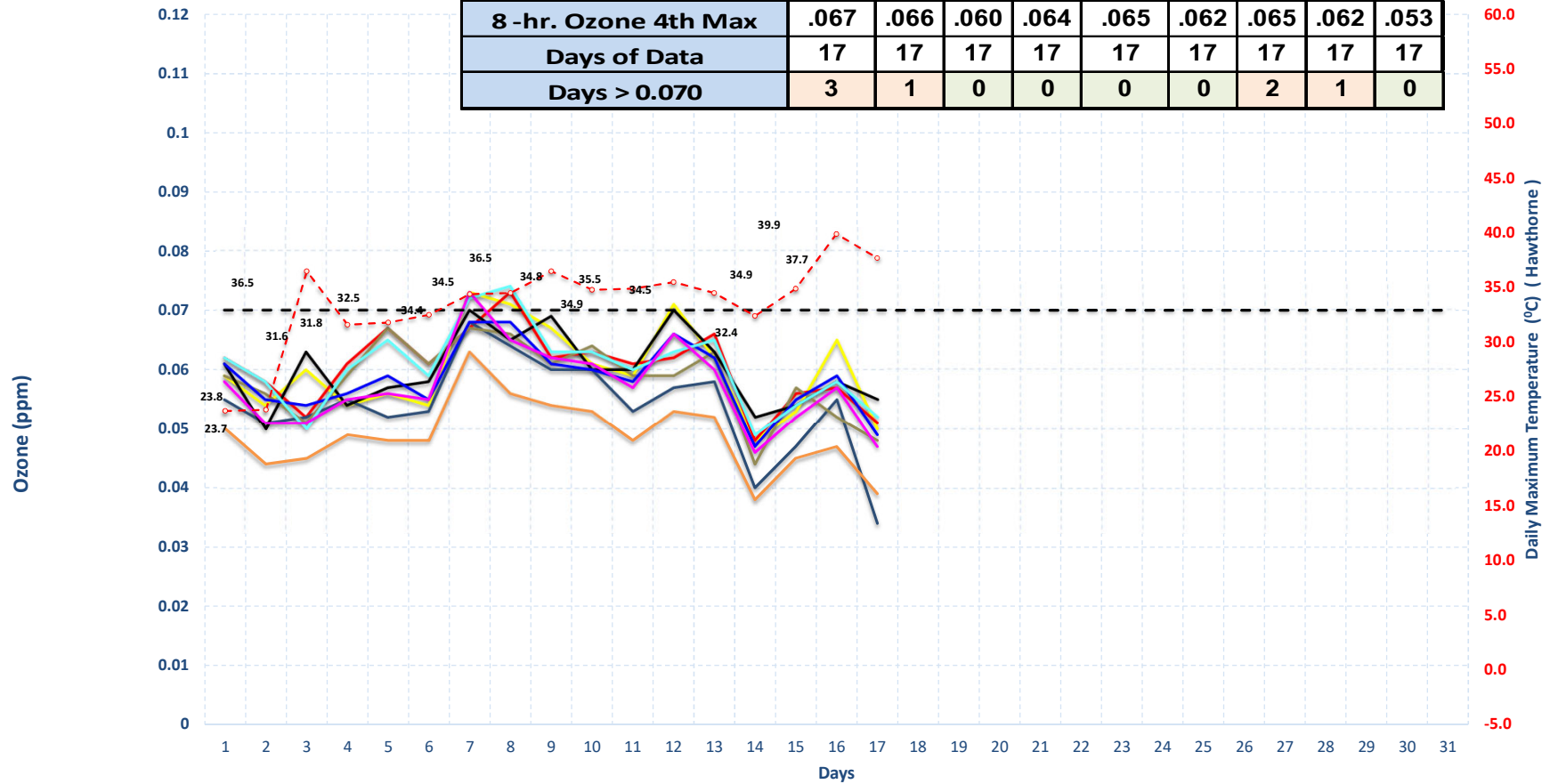
	ZZ	LP
Arith Mean	.058	.058
8-hr. Ozone 4th Max	.064	.064
Days of Data	30	30
Days > 0.070	0	0



* ZZ is located at the New Utah State Prison (1480 North 8000 West, SLC).
This site was previously named IP

Highest 8-hr Ozone Concentration & Daily Maximum Temperature July 2023

	BV	CV	ED	H3	HV	HW	NR	RP	EQ
Arith Mean	.060	.060	.054	.058	.060	.058	.060	.057	.049
8-hr. Ozone 4th Max	.067	.066	.060	.064	.065	.062	.065	.062	.053
Days of Data	17	17	17	17	17	17	17	17	17
Days > 0.070	3	1	0	0	0	0	2	1	0

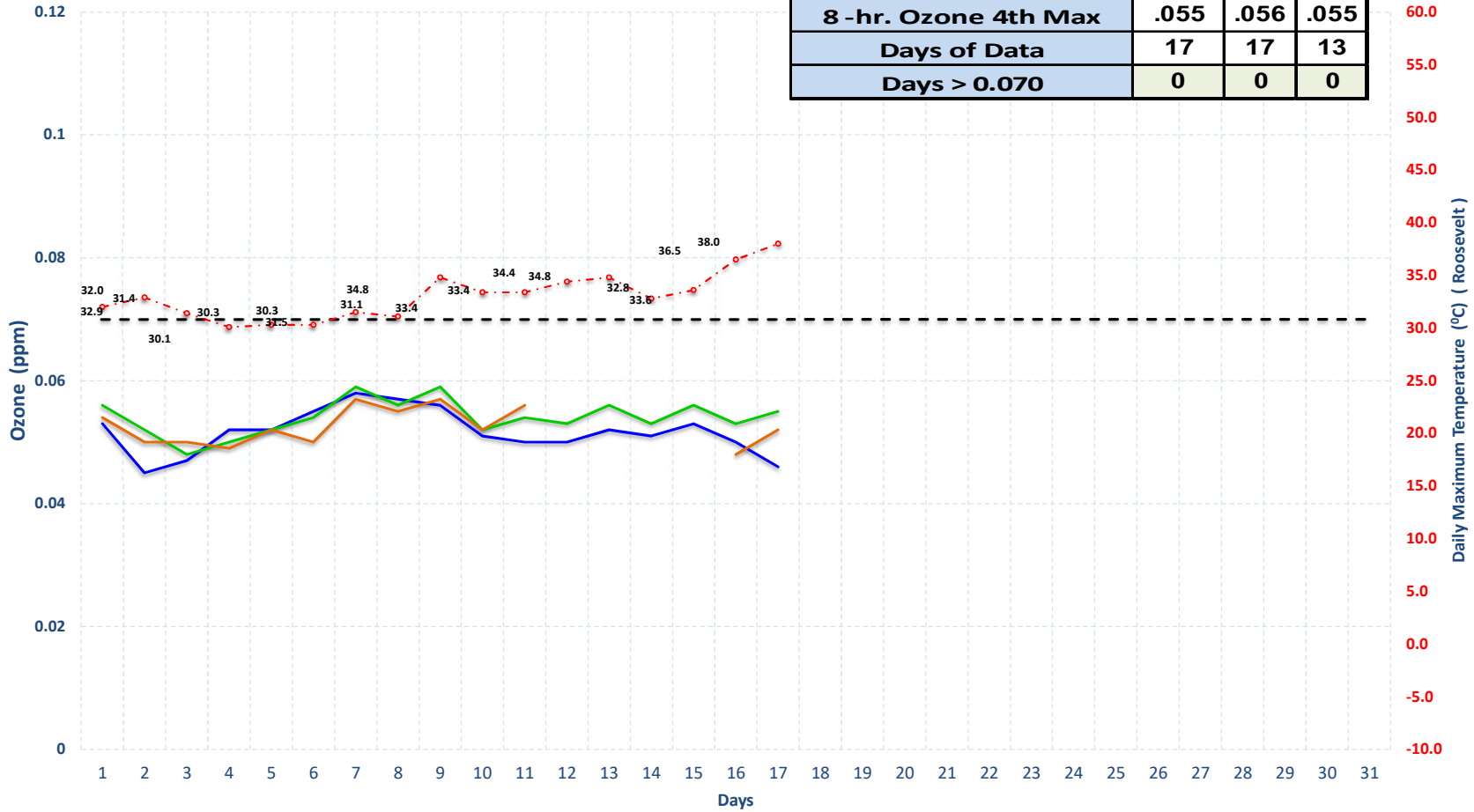


* Environmental Quality (EQ) previously named Technical Support Center (TSC)

** Controlling Monitor

Highest 8-hr Ozone Concentration & Daily Maximum Temperature July 2023

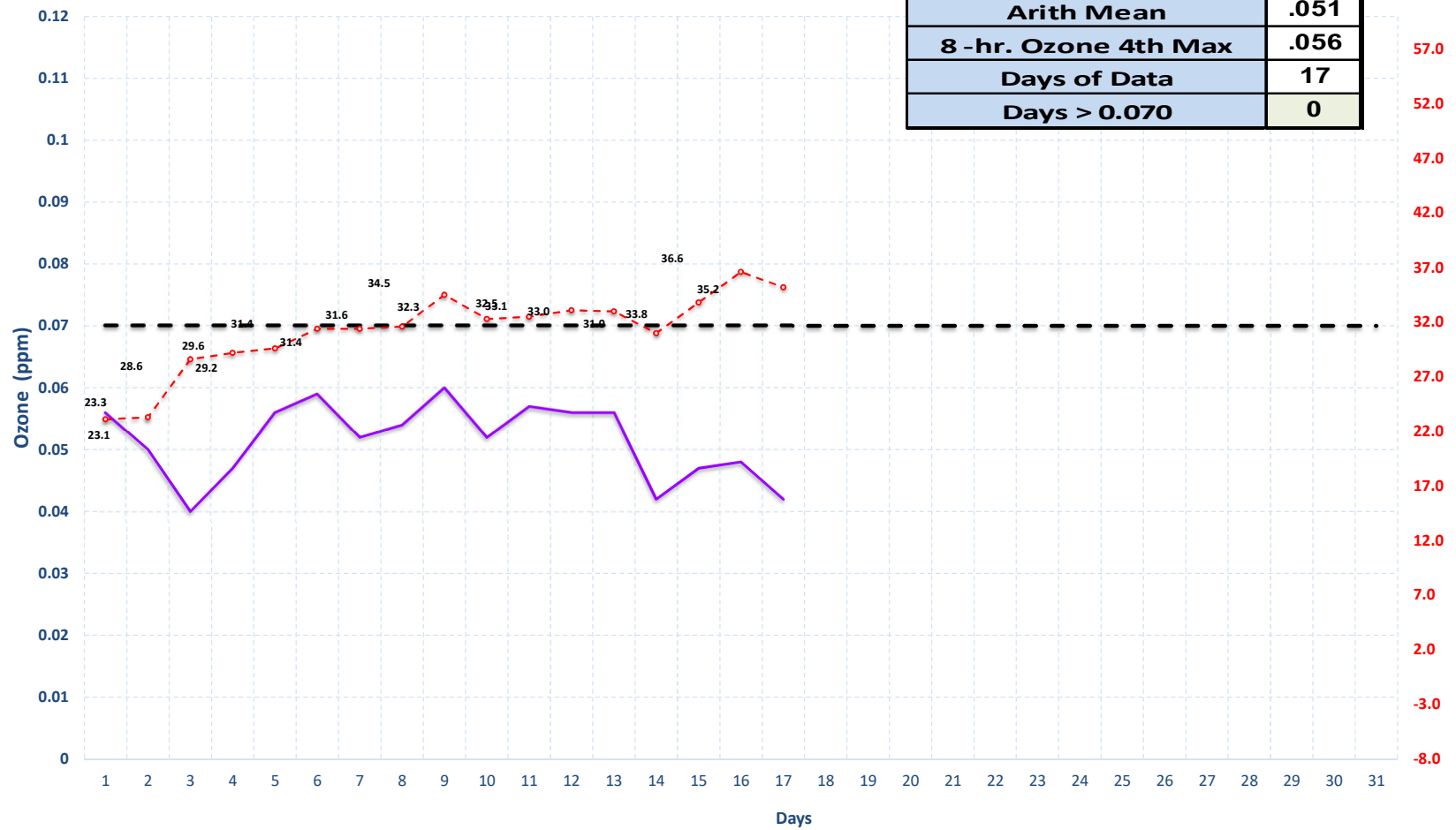
	P2	RS	V4
Arith Mean	.052	.054	.052
8 - hr. Ozone 4th Max	.055	.056	.055
Days of Data	17	17	13
Days > 0.070	0	0	0



— Price #2
 — Roosevelt
 — Vernal #4
 - - - Exceed.
 - - - ◯ - TM

Highest 8-hr Ozone Concentration & Daily Maximum Temperature July 2023

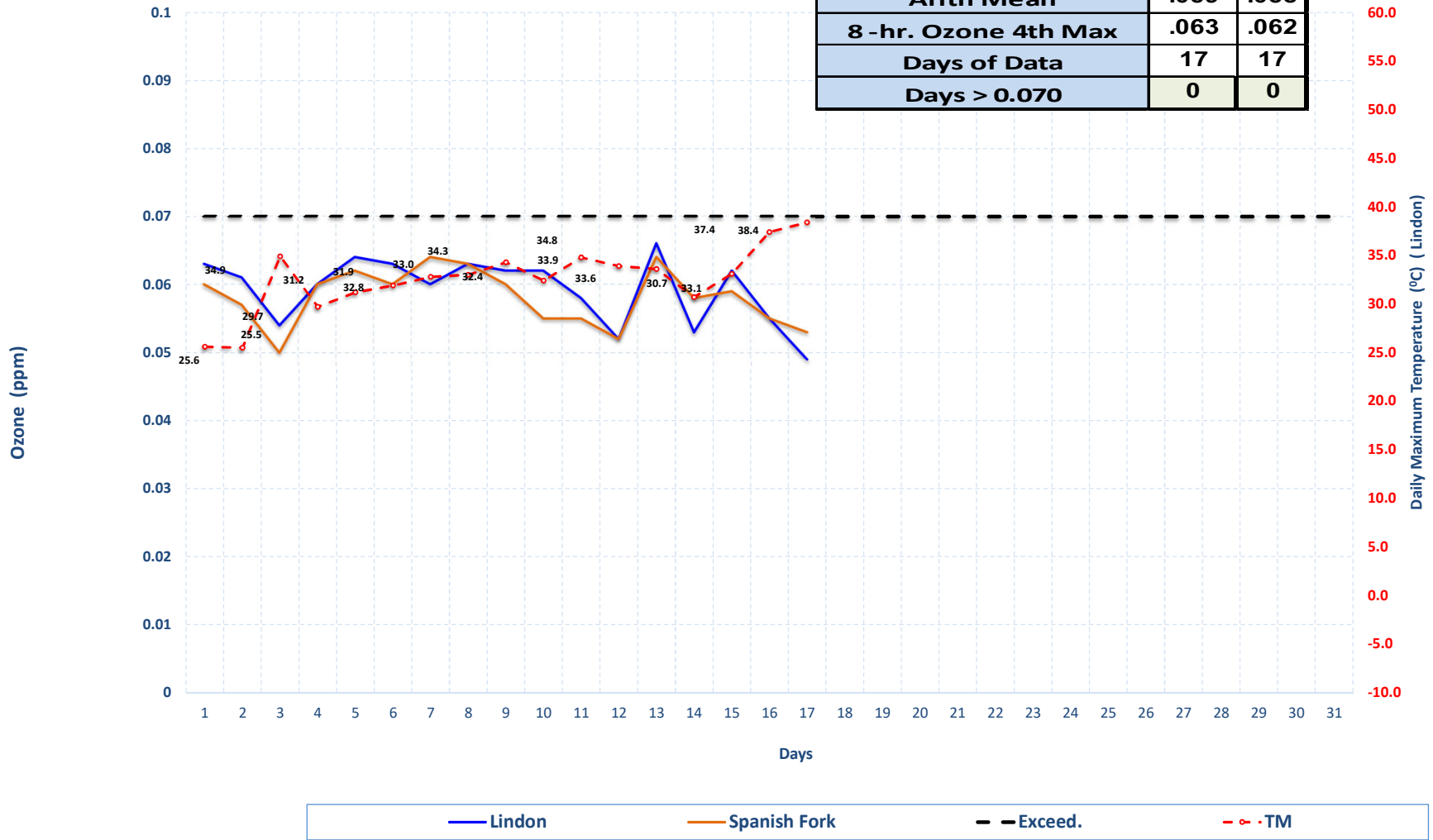
	SM
Arith Mean	.051
8 - hr. Ozone 4th Max	.056
Days of Data	17
Days > 0.070	0



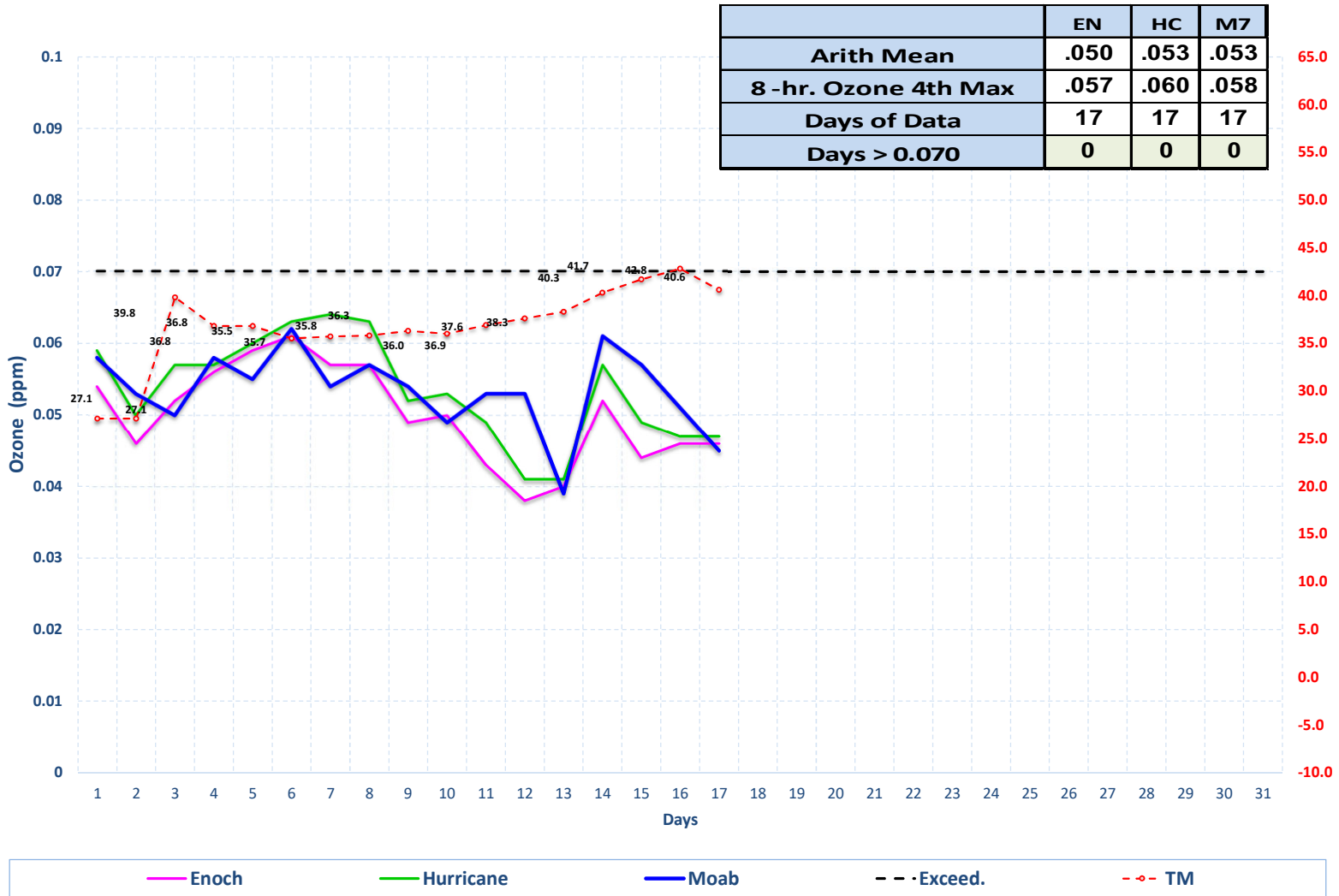
— Smithfield - - Exceed. - - - TM

Highest 8-hr Ozone Concentration & Daily Maximum Temperature July 2023

	LN	SF
Arith Mean	.059	.058
8-hr. Ozone 4th Max	.063	.062
Days of Data	17	17
Days > 0.070	0	0


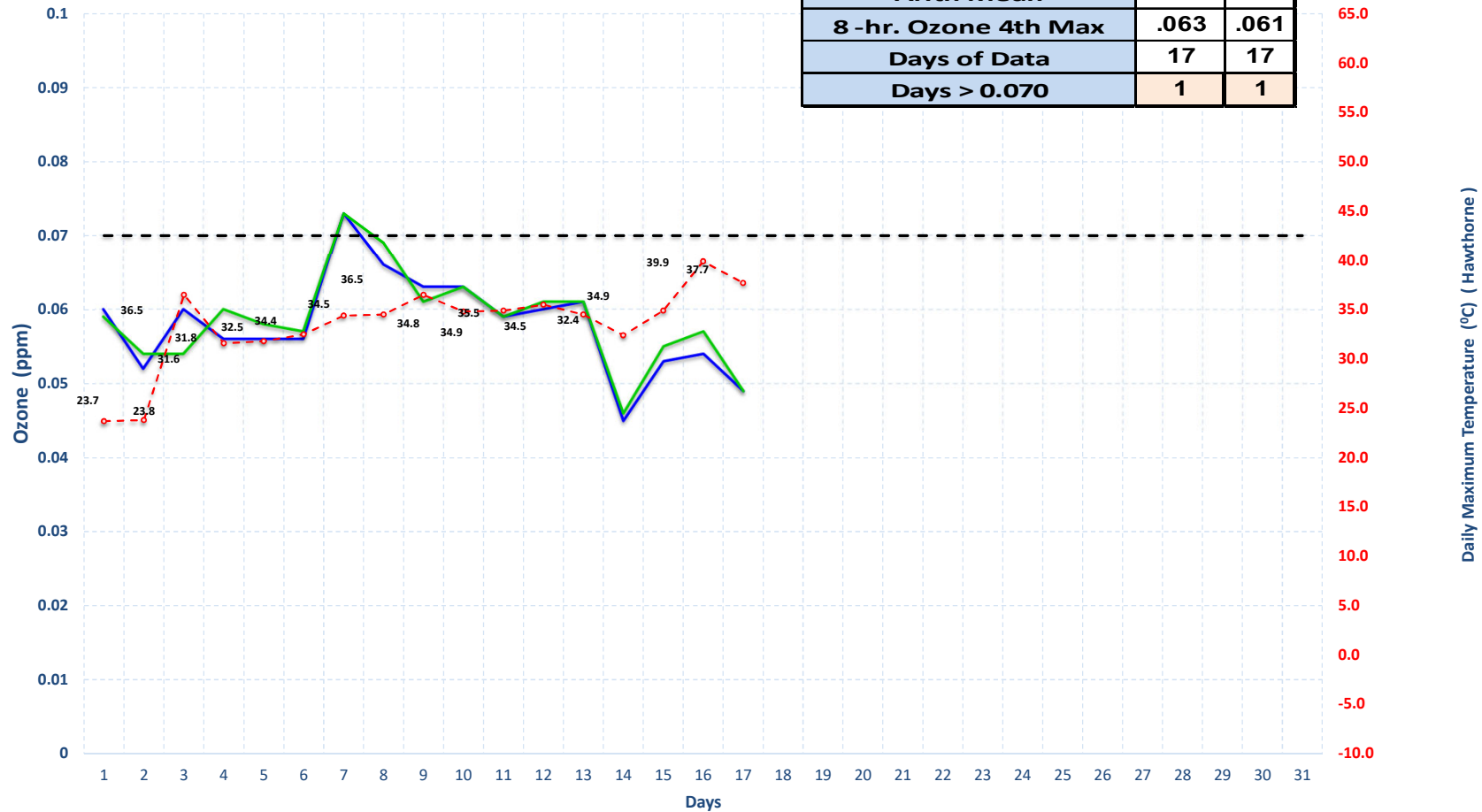


Highest 8-hr Ozone Concentration & Daily Maximum Temperature July 2023



Highest 8-hr Ozone Concentration & Daily Maximum Temperature July 2023 Stations monitoring the Inland Port development

	ZZ	LP
Arith Mean	.058	.059
8-hr. Ozone 4th Max	.063	.061
Days of Data	17	17
Days > 0.070	1	1



* ZZ is located at the New Utah State Prison (1480 North 8000 West, SLC).
This site was previously named IP